

LAYERED

SCHOOL SAFETY



E Eastmont
School District

SPANISH



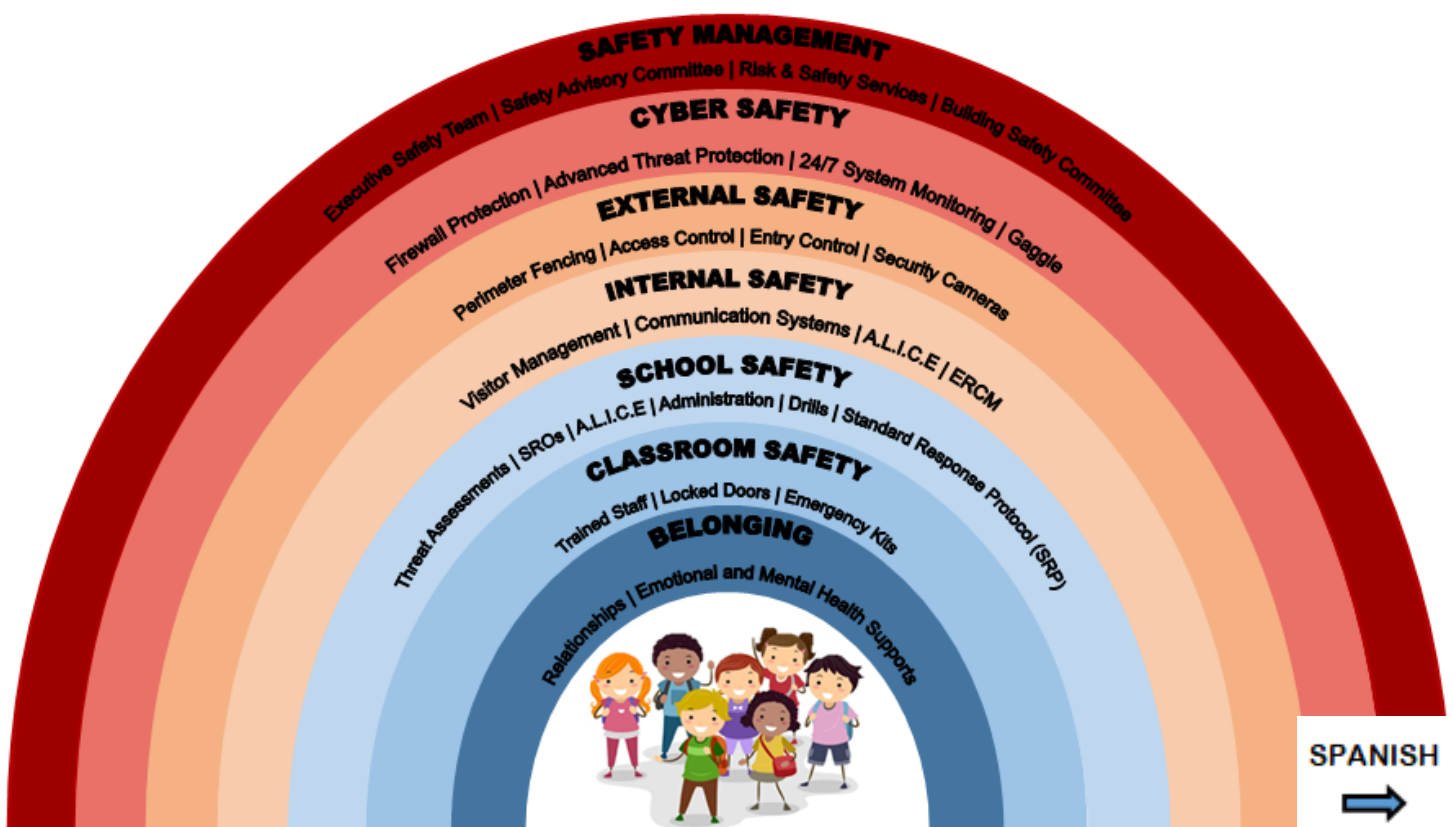
WHAT IS LAYERED SCHOOL SAFETY?

A Layered safety approach recognizes that no single barrier or intervention is sufficient by itself, to maintain a safe campus. Rather, using multiple layers acts as a filter to be able to identify, resolve, and mitigate threats.

At Eastmont School District we think about the following layers;

Belonging, Classroom Safety, School Safety, Internal Safety, External Safety, Cyber Safety, and Safety Management

Each of these layers has multiple components and taken together are designed to keep our students, staff, and visitors safe



RELATIONSHIPS

Eastmont employees take pride in knowing our students. With close to 6000 students it is important all employees (bus drivers, coaches, teachers, administrators, etc.) create a friendly and welcoming atmosphere for our students helping each feel they belong.



STUDENT INVOLVEMENT IN EXTRA-CURRICULAR ACTIVITIES

Students who get involved in a club, music, or sport are more likely to experience academic success and higher engagement in school. Often this involvement helps develop positive self esteem and connections with positive peers.

EMOTIONAL AND MENTAL HEALTH SUPPORTS

Counselors support students in many aspects of emotional and mental health. Each school has on-site student counselors available, as well as access to our district Social Worker and Drug and Alcohol Counselors. These are all necessary resources for students to feel safe and supported.



SPANISH



EMERGENCY KITS

Each of our classrooms is equipped with emergency supply kits. These kits can be in a backpack, bucket or another lightweight container so that they can be accessed quickly and easily. These kits contain basic materials such as first aid supplies, flashlights, gloves, safety equipment, paper/pencil, attendance sheets, etc.




LOCKED DOORS

All classrooms have locking doors. Teachers are encouraged to keep classroom doors locked when students are present. Some utilize magnetic strips that can quickly be removed to fully lock a door in an emergency.

TRAINED STAFF

District staff are trained in a variety of ways and methods to keep students safe. Drills are an important part of training. These monthly drills provide time to pause and focus on safety measures and procedures. In addition, schools have staff meetings and safety committees. The district also utilizes an internal online training system that brings training directly to staff.



SPANISH





SCHOOL RESOURCE OFFICER

The role of the SRO on campus involves four parts: law enforcement, fostering a positive school climate, crime prevention, and education. SRO's support a positive school climate by developing positive relationships with students, parents, and staff. Their presence promotes a safe, inclusive and positive learning environment.

ADMINISTRATION

Our building principals and vice principals coordinate safety at the school level to ensure that our classrooms have the supplies they need, that our staff and students have the training they need, that our systems to prevent incidents are in place, and that our tools for activating emergency responses are ready.

A.L.I.C.E - ALERT, LOCKDOWN, INFORM, COUNTER, AND EVACUATE

As part of the district's ongoing commitment to student and staff safety, a new training called ALICE is being implemented districtwide. The goal of ALICE training is to teach students and teachers strategies to ensure schools are prepared to proactively handle the threat of an intruder or active shooter.

THREAT ASSESSMENTS

Threat Assessments are a tool we use to evaluate the threatening, or potentially threatening, behavior of a student, and the circumstances surrounding the threat, to uncover any facts or evidence that the student or other person is likely to carry out the threat. The goal of the threat assessment process is to inform appropriate preventive or corrective measures to maintain a safe and secure school environment.



DRILLS

Regular practice for staff and students helps ensure that the best practices are followed automatically in an actual emergency. Drills are an essential component of safety planning. Drills teach students and staff basic functional responses to potential threats and hazards. The four functional responses are adaptable and can be applied to a variety of situations. Additionally, some threats or hazards may require the use of more than one basic functional response. Therefore, each school in the District will conduct at least one safety-related drill per month, including summer months when school is in session with students. Drill planning and implementation will consider and accommodate the needs of all students.




SRP

The Standard Response Protocol is action-based, flexible, and easy to learn. This is a uniform, planned, and practiced response to any incident and is the foundation of a safe school. For students, this provides continuity of expectations and actions throughout their educational career. For teachers, this becomes a simpler process to train and drill. It rationally organizes tactics for response to weather events, fire, accidents, intruders, and other threats to safety. Eastmont School District has adopted the SRP protocols, along with other emergency planning resources in an effort to keep our district prepared for any and all unforeseen events or emergencies.

SPANISH




VISITOR MANAGEMENT



Currently, we ask all District staff to have their district-issued ID badges visible, all visitors to sign in at the main office, and all volunteers to be cleared through our volunteer application system. These measures help to ensure that every adult in our buildings is someone that is supposed to be there.


EMERGENCY RESPONSE AND CRISIS MANAGEMENT PLAN

ESD uses an Emergency Response and Crisis Management Plan (ERCM). This Emergency Response and Crisis Management Manual has been developed to help school administrators and staff prepare for a critical incident involving their schools.



COMMUNICATION SYSTEMS

ESD has a variety of communication systems that can be used in an emergency. An internal radio system connects all schools with the district office. We also utilize phone, email, and Parentsquare messaging to communicate.



SPANISH





SECURITY CAMERAS

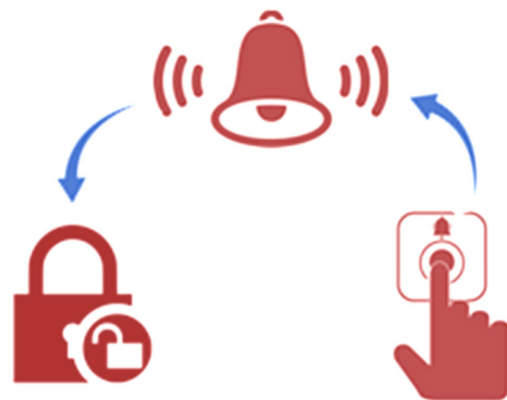
ESD supports the use of security camera systems throughout the school district in maintaining school safety and security for students and staff while at the same time providing parents and visitors access to district buildings. Our goals are to promote and foster safe and secure schools and diminish the potential for personal and district loss or destruction of property.

PERIMETER FENCING

Fencing and gate design is generally to provide separation of students and the public. In most cases this is a 4-foot tall fence around the playground areas or parking lots to encourage safe pedestrian flow and to keep our campuses secure.

ENTRY AND ACCESS CONTROL

ESD has installed access control systems which include hardware and software to control access to exterior and some interior doors on site. This requires visitors/guests to request access through an external video call station before entering school grounds.



SPANISH



ADVANCED THREAT AND FIREWALL PROTECTION

Microsoft Advanced Threat Protection is one of the technologies used to provide defense in-depth for our technology assets and to provide a safe computing environment for students and staff. ATP monitors for events such as improper or suspicious account logins and looks for malware activity. The district also deploys a next generation firewall to inspect network traffic and secure the district's technology assets from intrusion. Client computers use OS-level firewalls to reduce the attack surface for network-based threats.

24/7 SYSTEM MONITORING AND GAGGLE SOFTWARE

ESD monitors systems such as logins, student/staff communication, and school email for suspicious activity in order to take appropriate and timely action against detected threats or emergencies. Automated tools, such as GAGGLE, run around the clock to keep an eye out for digital threats on any school issued devices and accounts. Furthermore, the district monitors core network infrastructure to ensure school networks are ready for student and staff use when needed.




SPANISH



EXECUTIVE SAFETY TEAM AND BUILDING SAFETY COMMITTEES

ESD maintains teams to provide district-wide and building level guidance. We work with community partners in safety, security and emergency preparedness and to set overall direction of district-wide safety and security measures.



PARENTS ARE PARTNERS IN SAFETY MANAGEMENT

- **Keep your emergency contact information current** – Please be sure your emergency contact information (home address, home/work/cellular telephone numbers, names of others with pick-up authority for your child) is updated whenever there is a change.
- **Do not call or go to your child’s school** – During an actual emergency, school staff will be busy responding to the emergency and addressing the needs of students. Calling the school will only tie up phone lines that must be used for emergency communications with staff and emergency responders. Please do not go to your child’s school unless you have received direction from the school or district officials. Vehicular traffic around the school may impede the ability of emergency responders from entering/exiting the campus.
- **Reuniting with your child** – When the situation allows students will be released following reunification procedures. This procedure ensures that each student is released to a parent, relative, or other authorized person designated by the parent in an orderly manner. Individuals picking up students will be asked to present valid picture identification and sign students out to ensure safety and accountability.
- **Alternate pick-up site** – In some emergencies, it may become necessary to move students and staff from their school to the “off-campus evacuation location.” Due to the unpredictable nature of any emergency, the location of the evacuation site will be announced only at the time of the event. If this occurs, parents will be notified via multiple means, including automated telephone calls, the district website, and local radio and television stations.
- **Students who remain at school** – If a parent, guardian, or authorized designee cannot pick up their child following an emergency, the child will remain under staff supervision until the parent, guardian or authorized designee arrives at the school.

