



EASTMONT SCHOOL DISTRICT

Relationships, Relevance, Rigor, Results

509.884.7169 • FAX: 509.884.4210 • WWW.EASTMONT206.ORG
800 EASTMONT AVE. • EAST WENATCHEE, WA 98802

BOARD OF DIRECTORS REGULAR MEETING AGENDA

Monday, February 13, 2023

5:30 p.m. Regular Meeting

Clovis Point Elementary School Library

The Eastmont School District is governed by a board of five directors. The Eastmont Board of Directors sets the direction of the District by establishing goals, objectives, and policies to guide the superintendent who supervises all programs and staff. The Board of Directors is responsible for ensuring that the Eastmont School District is adequately financed to meet those goals, objectives, and policies; for monitoring the progress of the District; and for evaluating the performance of the superintendent. Each board member has a fiduciary role to the District and, as such is responsible for using his or her best judgment in conducting the affairs of the District.

The Board generally meets at 5:30 p.m. on the second and fourth Monday of each month at either a school site or the Administration Office Board Room at 800 Eastmont Avenue, East Wenatchee. On holidays, or when a conflict occurs, a meeting may be held at an alternate time and/or date with proper notification given to the media.

The complete 2022-23 Board Meeting Schedule is available at www.eastmont206.org under the About Us/School Board tab.

NOTICE is hereby given that the Eastmont School District No. 206 Board of Directors, Douglas County, Washington will hold a regular meeting on Monday, February 13, 2023 beginning at 5:30 p.m. in the Clovis Point Elementary School Library at 1855 4th Street SE, East Wenatchee for the purpose of considering and acting upon the following agenda items:

I. CALL TO ORDER & PLEDGE OF ALLEGIANCE

II. APPROVE AGENDA/MODIFICATIONS

III. PUBLIC COMMENT

Comments critical of personnel, students, or volunteers will not be allowed given privacy concerns. Instead, they will be referred to the Superintendent for further inquiry and possible action. Comments are limited to 3 minutes per person and 10 minutes per topic. The Board asks those offering comment to recognize that as a K-12 public school system, we are modeling civil discourse and the democratic process for the youth in our community.

Written comments may be sent by regular mail to Eastmont School District or emailed to schoolboard@eastmont206.org

IV. STUDENT RECOGNITION

A. Student Recognition — Amy Dorey, Principal

V. STAFF RECOGNITION

A. Staff Years of Service Recognition — Meaghan Vibbert, Board Member

- Christine Danielson with 20 years in August 2022
- Jenny Hunt with 20 years in August 2022
- Jeff Zehnder with 20 years in August 2022
- Cecelia Grant with 30 years in August 2022

VI. BUILDING AND PROGRAM REPORT

A. Conversation with Clovis Point Elementary School Staff

B. Clovis Point Elementary School Building Report — Amy Dorey, Principal

VII. BOARD & SUPERINTENDENT INFORMATION

A. Board News

B. Superintendent News

- School Board Recognition

VIII. CONSENT AGENDA

(All items on the Consent Agenda have been distributed to all board members for study and are considered routine. ALL items appearing in this section are adopted by one single motion, unless a member of the board or the superintendent requests that an item be removed and voted on separately.)

- A. Approval of the minutes from the regular meeting held on January 23, 2023.
- B. Approval of the payment of the bills and/or payroll dated February 13, 2023.
- C. Approval of the Personnel Action Items dated February 13, 2023.
- D. Approval of the Requests for Travel for Staff Report dated February 13, 2023.
- E. Approval of the School Improvement Plan for Clovis Point Elementary School.
- F. Approval of donations from Town Toyota and Toyota Corporate.
- G. Review of the Monthly Student Enrollment Report.

IX. DISCUSSION & ACTION ITEMS

- A. Resolution No. 2023-01 Resolution of New-in-Lieu Replacement Option for the Kenroy Elementary School Project — Becky Berg, Superintendent
- B. Resolution No. 2023-02 Resolution of New-in-Lieu Replacement Option for the Lee Elementary School Project — Becky Berg, Superintendent
- C. Resolution No. 2023-03 Authorizing District Personnel as Approving Signatures for the Kenroy Elementary School and the Lee Elementary School Projects — Becky Berg, Superintendent

X. FUTURE AGENDA ITEMS

XI. ADJOURNMENT

FUTURE TOPICS – Previously identified by the Board for further review.

- 1) Spanish at elementary schools.

UPCOMING BOARD MEETINGS

- | | |
|--------------------|--|
| February 27 | Site Visit to Rock Island Elementary and Regular Meeting at 5:30 p.m. |
| March 13 | Site Visit to Sterling Junior High School Regular Meeting at 5:30 p.m. |
| March 27 | Regular Meeting at Eastmont Administration Office at 5:30 p.m. |
| April 17 | Site Visit to Eastmont High School and Regular Meeting at 5:30 p.m. |



Clovis Point Elementary Report for 2022-23

FTE=Full-time Equivalent; **F & R**=Free & Reduced; **H**=Hispanic; **ELL**=English Language Learners; **M**=Migrant; **Sp Ed**=Special Education; **A**=Students with <2 Absences Per Month; **MB**=Mobility, **HL**=Homeless, **D**=Discipline Rate, (Exclusion rates are the % of the (D) disciplined, **E1**=Exclusion of <=1 day; **E2**=2-3 days; **E4**=4-5 days; **E6**=6-10 days; **E10**=>10 days.

Student Demographics and Information (School % / State %) from Prior Years																Staff Information from Prior Years					
Year	FTE	F & R	H	ELL	M	SpEd	A	MB	HL	D	E1	E2	E4	E6	E10	FTE	Cert	Para	Office	Maint	Adm
2017-18	644	66/47	55/24	20/12	15/2	12/15	85/83	1/2	1/3	7/4	29/26	31/33	28/16	8/14	4/12	58.5	37.5	12	4	3	2
2018-19	701	67/47	54/24	16/12	15/2	14/15	90/83	2/2	3/3	8/4	16/28	40/32	13/15	16/14	15/12	58.5	37.5	12	4	3	2
2019-20	704	68/46	54/24	15/12	14/2	12/15	89/83	3/2	1/3	5/3	31/27	53/34	3/15	6/13	8/11	63	41	13	4	3	2
2020-21	668	65/45	59/25	15/12	14/2	11/14	94/89	3/2	2/2	NA	NA	NA	NA	NA	NA	63	38.5	16	3	3	2.5
2021-22	585	*/61	*/51	*/17	*/11	*/13	*/76	*/3	*/3	NA	NA	NA	NA	NA	NA	64	39	18	2	3	2

*Due to Clovis being a brand new elementary school, this data is not available on the OSPI website.

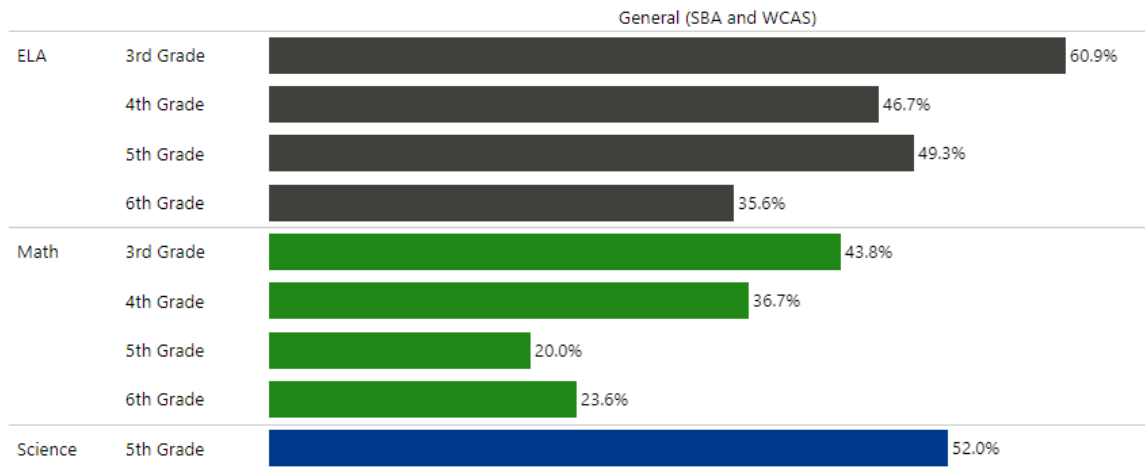
Budget using prior year numbers: \$131,875 + prior year end balance of \$57,749 – expenditures of \$89,893 = year-end balance of \$99,731

Student Testing Information:

Clovis Point Elementary School

2021-22

What percent of students met grade level standards?



District or Building Goal & Supporting Strategy/Activity	Progress/Data
<p>Supports District Strategic Goal #2 INSTRUCTION - Students meet or exceed average at each age/grade level, including graduation rates, when compared with students from districts having similar demographics.</p> <p>ESSENTIAL STRATEGY #4 - Providing a clear and intentional focus on subject matter content and curriculum.</p> <ol style="list-style-type: none"> 1. By May, through the iready program, 80% of all students K-6 will meet or exceed the projected growth goal in ELA as measured by iready Diagnostic test. 2. By May, through the iready program, 80% of all students K-6 will meet or exceed the projected growth goal in Math as measured by iready Diagnostic test. 	<ul style="list-style-type: none"> ● Using the “my path” learning tool to help fill the identified individualized learning gaps and extending learning for those above benchmarks. ● Having students track and set goals. ● Conferences for each check point with students. ● Celebrating growth.
<ol style="list-style-type: none"> 3. Between fall and spring, Grades K-6 will increase DIBELS benchmark composite scores from 48% benchmark and above to 75% at benchmark and above. 	<ul style="list-style-type: none"> ● Intensive students were administered the PASI & PSI assessments to identify learning challenges and address those challenges through small group instruction. ● Intervention for identified students was intentional and focused on the skills they were lacking. ● Data meetings were held throughout the year to schedule students identified as not meeting grade level standards. These groups were fluid and students moved in and out as needed. ● We progress monitored all students tracking and setting goals with students. ● Teams met with Amy Pefferman (reading coach) re: Tier 1/Tier 2 in their classrooms. ● Celebrating growth.

BOARD OF DIRECTORS
REGULAR MEETING MINUTES
January 23, 2023

CALL TO ORDER & PLEDGE OF ALLEGIANCE

On Monday, January 23, 2023, the regular meeting of the Eastmont School District Board of Directors was called to order by Board President Cindy Wright at 5:30 p.m. in the Grant Elementary School Library at 1430 1st Street SE, East Wenatchee.

ATTENDANCE

Present:

Cindy Wright, Board President
Meaghan Vibbert, Board Vice President
Jason Heinz, Board Director
Steve Piccirillo, Board Director
Whitney Smith, Board Director
Becky Berg, Board Secretary/Superintendent
Brandy Fields, Superintendent's Secretary

Also Participating In-person and Remotely:

District staff, community members, and one media personnel

APPROVE AGENDA/MODIFICATIONS

Superintendent Becky Berg reported on Friday afternoon, Discussion & Action Item B. Superintendent's Contract for 2023-2026 was added to the Agenda.

MOVED by Director Piccirillo and SECONDED by Director Vibbert to approve the revised Agenda for January 23, 2023 as presented. The motion CARRIED unanimously.

PUBLIC COMMENT

Instructions for public comment were provided on the Agenda. Public Comments could be made to the Board in three ways: 1) In-person by signing up; 2) By writing and sending regular mail to the Administration Office; and 3) By email: schoolboard@eastmont206.org. There was no public comment.

STUDENT RECOGNITION

A. Student Recognition.

Grant students recognized were Aja Santa Cruz for Safety Patrol, Jocelyn Poortinga for Student Leadership/Student Jobs, and Reese Pierce for Student Leadership. Although he was unable to make it, Jeronimo Mendoza-Bustos was also recognized.

Each student shared with the Board their favorite leadership experiences. The students also introduced their parents in the audience.

STAFF RECOGNITION

A. Staff Years of Service Recognition.

The Board recognized the following staff with a Certificate of Appreciation:

- Nanci Kurz with 20 years in August 2022
- Matt Prazer with 20 years in August 2022
- Doug Clay with 30 years in August 2022

The Board also acknowledged Mr. Clay's upcoming retirement and thanked him for all he has done for Eastmont.

BUILDING AND PROGRAM REPORT

A. Conversation with Grant Elementary School Staff.

Grant Elementary School staff shared information with the Board on their recent challenges and accomplishments. They also answered questions from the Board.

B. Grant Elementary School Building Report.

Principal Kirsten Mittelstaedt and Assistant Principal Caitlin Walters spoke about the staff and their experience at Grant.

BOARD & SUPERINTENDENT INFORMATION

A. Board News.

Director Piccirillo shared he attended a civic meeting at EHS where he received a meal and tour provided by FCCLA. He emphasized his appreciation that Eastmont CTE programs have had in the past and still continue to offer opportunities to students that other districts have discontinued. Director Smith shared through her participation with the WSSDA Legislative Committee, she has been provided information on upcoming bills that affect school districts and will be sharing that with Board members. Director Vibbert shared she committed to helping with FBLA and being a judge this coming Saturday. Director Heinz shared he was busy with athletics and reminded the Board about the upcoming *Footloose* production.

B. Superintendent News.

Superintendent Berg shared she recently attended an excellent conference on community engagement and the power of student voice. She also attended the Project SEARCH Stemilt Open House and a volleyball tournament held at Clovis Point over the weekend. She reported that the executive team has started presenting on the status of District level projects at school staff meetings.

CONSENT AGENDA

A. Approval of minutes. The Board of Directors approved the minutes from the regular meeting held on January 9, 2023.

B. Payment of bills and/or payroll. The Board of Directors approved the following checks, direct deposits, or wire transfers listed on check summaries dated January 23, 2023:

Warrant Numbers	Total Dollar Amount
7130307-7130310	\$5,371.41
7130311-7130311	\$3,931.62
7139312-7130324	\$4,270.29
7130325-7130480	\$508,347.81
7130481-7130508	
900141038-900141935	\$6,612,622.87
7130509-7130533	\$1,238,320.63
202200043-202200044	\$3,664.89

C. Approval of personnel action. The Board of Directors approved the Personnel Action Items dated January 23, 2023.

D. Approval of school improvement plan. The Board of Directors approved the School Improvement Plan for Grant Elementary School.

E. Approval of policies. The Board of Directors approved the following policies for a Second Reading/Adoption:

<i>Section</i>	<i>Number</i>	<i>Title</i>
2000 Instruction	Policy No. 2022	Electronic Resources
3000 Students	Policy No. 3110	Qualifications of Attendance and Placement

F. Review of budget status report. The Board of Directors reviewed the Monthly Budget Status Report.

MOVED by Director Piccirillo and SECONDED by Director Smith to approve Consent Agenda Items #A-F. The motion CARRIED unanimously.

REPORTS

A. Learning Assistance Program (LAP) Report.
Title I/LAP/MTSS & Assessment Coordinator Penny Brown presented the Learning Assistance Program (LAP) Report and answered questions from the Board.

B. Title I Report.
Title I/LAP/MTSS & Assessment Coordinator Penny Brown presented the Title I Report and answered questions from the Board.

EXECUTIVE SESSION

At 6:42 p.m. President Wright announced the Board would hold an Executive Session for the purpose of reviewing the performance of an employee for 10 minutes. The Executive Session would start at 6:43 p.m. and conclude at 6:53 p.m. She announced no decisions would be made and that action was anticipated following the Executive Session.

MOVED by Director Piccirillo and SECONDED by Director Heinz to enter into an Executive Session. The motion CARRIED unanimously.

President Wright announced the executive session ended at 6:53 p.m. and returned to the regular meeting. No action was taken during Executive Session.

DISCUSSION & POSSIBLE ACTION ITEMS

A. Superintendent’s Mid-Year Evaluation for 2022-23.

The Board expressed appreciation for Superintendent Berg’s leadership and efforts with the fall Bond campaign all during her first six months at Eastmont. She was given her mid-year evaluation for 2022-23 school year.

MOVED by Director Smith and SECONDED by Director Piccirillo to approve the Superintendent’s Mid-Year Evaluation for 2022-23. The motion CARRIED unanimously.

B. Superintendent’s Contract for 2023-2026.

Brief discussion was held regarding the superintendent’s contract.

MOVED by Director Heinz and SECONDED by Director Piccirillo to approve the Superintendent’s Contract for 2023-2026. The motion CARRIED unanimously.

FUTURE AGENDA ITEMS

None at this time.

ADJOURNMENT

MOVED by Director Piccirillo and SECONDED by Director Heinz to adjourn the meeting. The motion CARRIED unanimously.

The meeting adjourned at 7:01 p.m.

Approval:

_____ Date

_____ Date

TO: Board of Directors

FROM: Kayla Brown, Executive Director of Human Resources

SUBJECT: Personnel Action Items

DATE: February 13, 2023

CATEGORY

Informational Discussion Only Discussion & Action Action

BACKGROUND INFORMATION AND ADMINISTRATIVE CONSIDERATION

Resignations/Separation

The following people have notified us of their plans to resign for the 22-23 school year:

Last Name	First Name	School	Position
Childers	Zoe	SJHS	Paraeducator/Partial Year
Esquivel	Nanci	EJHS	Secretary/5 years
Lewman	Sarah	District Office	Special Ed Director/10 years
Martinez	Maria	EHS	Paraeducator/Partial Year
Reyes	Teresa	District Office	Tech/Fiscal/4.6 years
Vereb-Bales	Cari	EHS	Teacher/9.56 years

New Hires

The following people have been offered tentative employment for the 22-23 school year:

Last Name	First Name	School	Position
Betz	Christian	Clovis	Teacher
Gahagan	Rebecca	Clovis	Paraeducator
Gardner	Ethan	EHS	Coach
Vivanco	Adrian	EJHS	Coach

ATTACHMENTS

None

FISCAL IMPACT

Personnel Expenditure

RECOMMENDATION

The administration recommends approval of the Personnel Action Items listed above.

TO: Board of Directors
 FROM: Becky Berg, Superintendent
 SUBJECT: Requests for Travel for Staff
 DATE: February 13, 2023

CATEGORY

Informational Discussion Only Discussion & Action Action

BACKGROUND INFORMATION AND ADMINISTRATIVE CONSIDERATION

NAME OF ATTENDEE(S):	Becky Berg, Superintendent
TITLE, LOCATION & DATE OF CONFERENCE/WORKSHOP:	Superintendents Summit by District Administration Leadership Institute in White Sulphur Springs, WV from March 15-17, 2023.
BUDGET SOURCE & COST:	Conference and most Lodging/Meals/Mileage expenses are provided by DA Leadership Institute. Expenses not covered will be paid for with Professional Development funds.

NAME OF ATTENDEE(S):	Sheena Miller, Kayla Huge, Ashley Allen, and one new teacher
TITLE, LOCATION & DATE OF CONFERENCE/WORKSHOP:	Get Your Teach On National Conference in Dallas, Texas from June 25-28, 2023.
BUDGET SOURCE & COST:	Registration & Lodging/Meals/Mileage expenses are approx. \$2,024 each and paid through a Transitional Kindergarten grant.

ATTACHMENTS

None

FISCAL IMPACT

Noted above

RECOMMENDATION

The administration recommends the Board approve these out-of-state travel requests for staff.



EASTMONT SCHOOL DISTRICT

Relationships, Relevance, Rigor, Results

509.884.7169 • FAX: 509.884.4210 • WWW.EASTMONT206.ORG

800 EASTMONT AVE. • EAST WENATCHEE, WA 98802

TO: Board of Directors

FROM: Becky Berg, Superintendent

SUBJECT: School Improvement Plan for Clovis Point Elementary School

DATE: February 13, 2023

CATEGORY

Informational Discussion Only Discussion & Action Action

BACKGROUND INFORMATION AND ADMINISTRATIVE CONSIDERATION

Attached is the School Improvement Plan for Clovis Point Elementary School for your review.

ATTACHMENT

School Improvement Plan

FISCAL IMPACT

None

RECOMMENDATION

The administration recommends approval of the School Improvement Plan for Clovis Point Elementary School.

Clovis Point Elementary School

Title 1 Part A - Schoolwide Plan

2022-2023

Planning Team			
Name of Team Member	Position/ Representation	Signature	Date
Amy Dorey	Principal	Amy Dorey	1-27-23
Leigh Ann Strawn (3)	Teacher, Chairperson	Leigh Ann Strawn	1-31-23
April Winn (1)	Teacher, Secretary	April Winn	1/31/23
Lynn Reiman (K)	Teacher	Lynn Reiman	2/2/23
Nancy Villa (2)	Teacher	Nancy M. Villa	1/31/23
Sarah Burnell (4)	Teacher	Sarah Burnell	1-31-23
Allan Barrios (5)	Teacher		
Renee Jaeger (6)	Teacher	Renee' Jaeger	1-31-23
Kari Stewart (Specialist)	Teacher	Kari Eherenfiedlt-Stewart	1-31-23
Robyn Aldrich	ParaEducator		
Rebecca Maloney	Parent (non-staff)	Rebecca Maloney	1/31/2023

Mission/Vision Statement



Vision - In Process of being created...

Culture of Equity Statement

We believe that ALL means ALL.

Component 1: Comprehensive Needs Assessment:

The comprehensive needs assessment directs a building to collect and analyze student data. This process identifies the strengths and weaknesses impacting student performance. It also sheds light on the needs of the entire program. All students benefit from the interventions and services made possible through a schoolwide program; however, schools should place emphasis on strategies that help learners struggling to meet state standards.

In their needs assessment, schools must describe their students' demographics, levels of achievement, family involvement, atmosphere, and staffing.

A needs assessment includes outcomes, and documents how schools use data to reach outcomes. This documentation must include a detailed analysis of student subgroups. Districts must also examine student, teacher, and school community strengths and needs.

Needs assessments include both district and building priorities and concerns. Schools also provide strengths and weaknesses of their program.

Clovis Elementary School (2022-2023)

Describe how the needs assessment was conducted. Include who was involved and what data was gathered.

Data Studied:

- DIBELS
- Perception Data from the District/School 2022 Satisfaction Survey
- SBA - 3rd/4th/5th/6th ELA/Math
- WIDA 22 Data

2022-2023 All Grades Status - DIBELS 8th Edition

District: Eastmont School District School: 22-23 Clovis Point Elementary

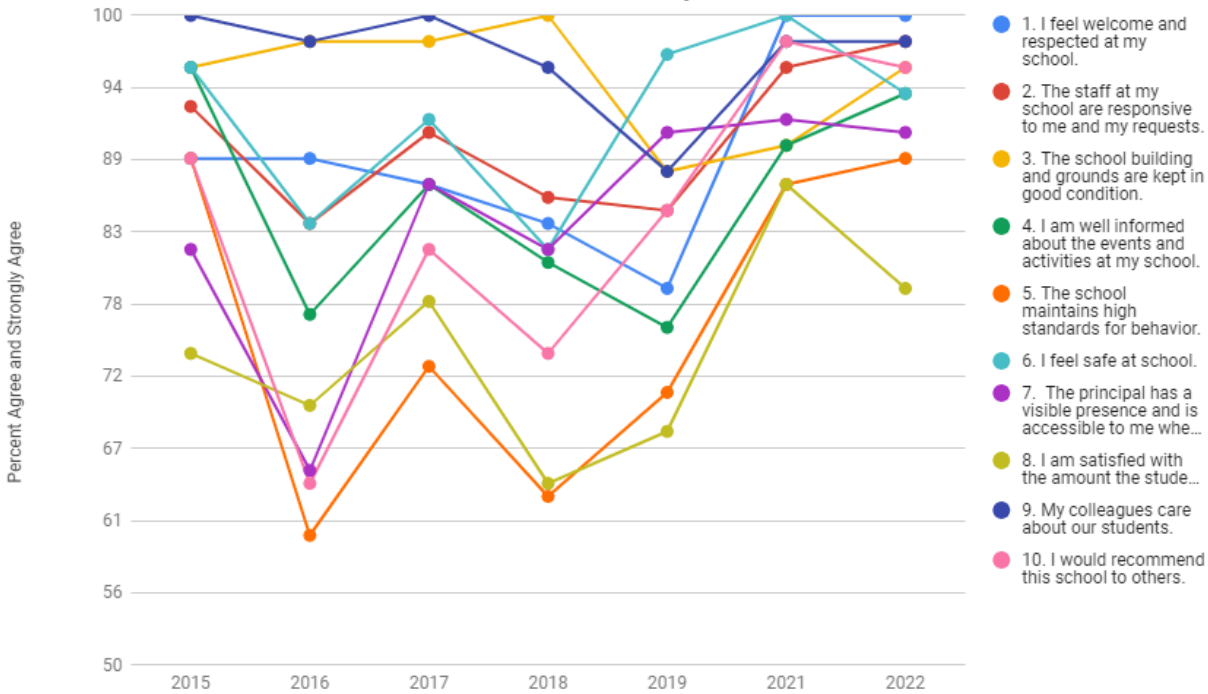
Grade	Beginning	Middle
K	No students with data.	 n=63 44 (70%) 8 (13%) 4 (6%) 7 (11%)
1st	 n=63 26 (41%) 15 (24%) 18 (29%) 4 (6%)	 n=67 31 (46%) 17 (25%) 14 (21%) 5 (7%)
2nd	 n=67 35 (52%) 12 (18%) 13 (19%) 7 (10%)	 n=64 26 (41%) 12 (19%) 18 (28%) 8 (13%)
3rd	 n=60 18 (30%) 13 (22%) 20 (33%) 9 (15%)	 n=62 26 (42%) 9 (15%) 16 (26%) 11 (18%)
4th	 n=62 8 (13%) 12 (19%) 30 (48%) 12 (19%)	 n=63 11 (17%) 10 (16%) 19 (30%) 23 (37%)
5th	 n=59 17 (29%) 16 (27%) 20 (34%) 6 (10%)	 n=55 22 (40%) 16 (29%) 10 (18%) 7 (13%)
6th	 n=74 16 (22%) 13 (18%) 14 (19%) 31 (42%)	 n=77 25 (32%) 10 (13%) 16 (21%) 26 (34%)
All	 n=385 120 (31%) 81 (21%) 115 (30%) 69 (18%)	 n=451 185 (41%) 82 (18%) 97 (22%) 87 (19%)

Legend n = Number of Students ■ Intensive Support ■ Strategic Support ■ Core Support ■ Core^ Support
 Results Based On DIBELS 8 Composite Score

Eastmont Satisfaction Survey - Fall 2022

47 Staff took the survey

Clovis Point Staff - Annual School Satisfaction Survey



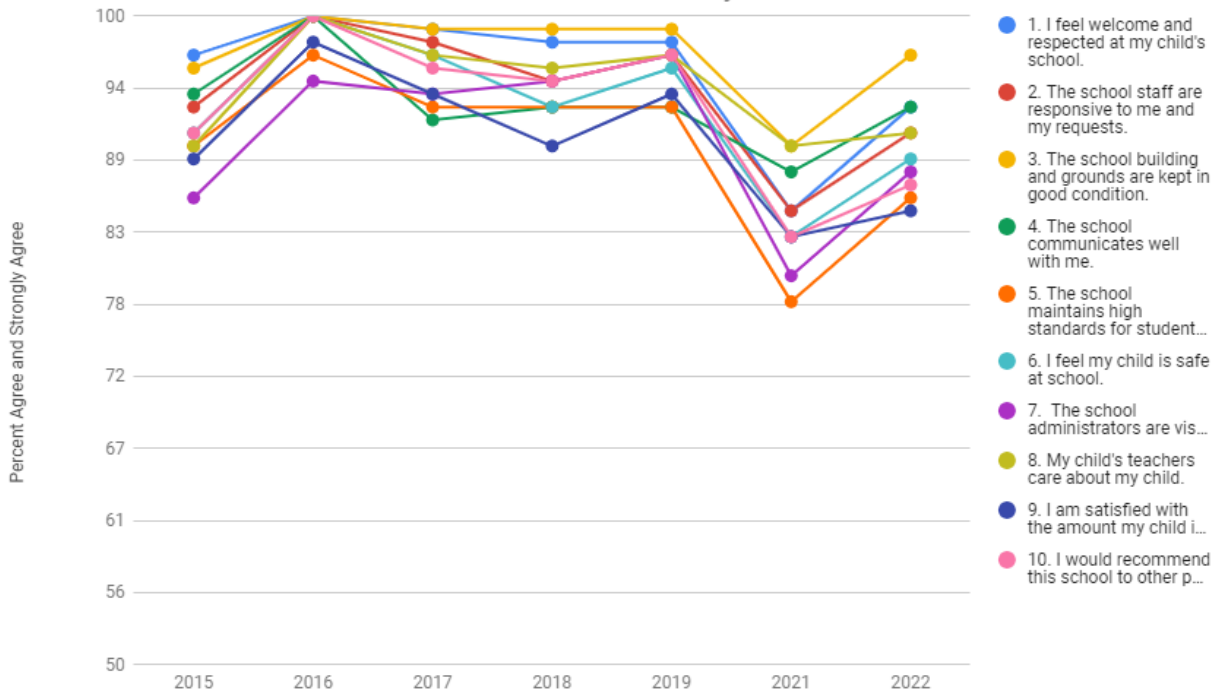
1. I feel welcome and respected at my school.
2. The staff at my school are responsive to me and my requests.
3. The school building and grounds are kept in good condition.
4. I am well informed about the events and activities at my school.
5. The school maintains high standards for behavior.
6. I feel safe at school.
7. The principal has a visible presence and is accessible to me when needed.
8. I am satisfied with the amount the students are learning and the support they receive for their learning.
9. My colleagues care about our students.
10. I would recommend this school to others.

Clovis Elementary School (2022-2023)

	SA/A only		Strongly Agree	Agree	Undecided	Disagree	Strongly Disagree
	2021	2022					
1.	100%	100%	28	19	0	0	0
2.	96%	98%	22	24	1	0	0
3.	90%	96%	25	19	1	1	0
4.	90%	94%	26	18	2	0	1
5.	87%	89%	22	20	4	1	0
6.	100%	94%	29	15	3	0	0
7.	92%	91%	26	17	2	0	2
8.	87%	79%	11	26	7	3	0
9.	98%	98%	27	19	1	0	0
10.	98%	96%	32	13	2	0	0

158 parents took the survey

Clovis Point Parents - Annual School Satisfaction Survey



Clovis Elementary School (2022-2023)

1. I feel welcome and respected at my child's school.
2. The school staff are responsive to me and my requests.
3. The school building and grounds are kept in good condition.
4. The school communicates well with me.
5. The school maintains high standards for student behavior.
6. I feel my child is safe at school.
7. The school administrators are visible and are accessible to me when needed.
8. My child's teachers care about my child.
9. I am satisfied with the amount my child is learning and the support my child receives for learning.
10. I would recommend this school to other parents.

	SA/A only		Strongly Agree	Agree	Undecided	Disagree	Strongly Disagree
	2021	2022					
1.	85%	93%	108	39	9	2	0
2.	85%	91%	102	41	9	5	0
3.	90%	97%	112	41	5	0	0
4.	88%	93%	91	56	6	5	0
5.	78%	86%	83	53	18	3	1
6.	83%	89%	80	61	13	2	2
7.	80%	88%	94	45	17	2	0
8.	90%	91%	91	52	10	4	0
9.	83%	85%	84	50	19	5	0
10.	83%	87%	95	42	19	1	1

G3 Grade 3 ELA Summative

Overall Claim

Average Scale Score
for 64 results

2452 ± 11^o

Student Score Distribution



Clovis Elementary School (2022-2023)

G3 Grade 3 Math Summative

Overall Claim

Average Scale Score
for 64 results

2424 ± 9^o

Student Score Distribution



G4 Grade 4 ELA Summative

Overall Claim

Average Scale Score
for 62 results

2448 ± 12^o

Student Score Distribution



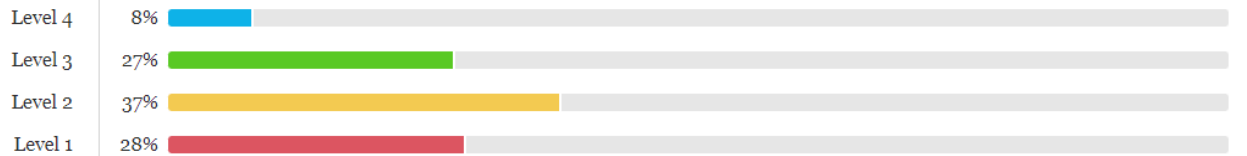
G4 Grade 4 Math Summative

Overall Claim

Average Scale Score
for 62 results

2451 ± 9^o

Student Score Distribution



G5 Grade 5 ELA Summative

Overall Claim

Average Scale Score
for 75 results

2490 ± 11^o

Student Score Distribution



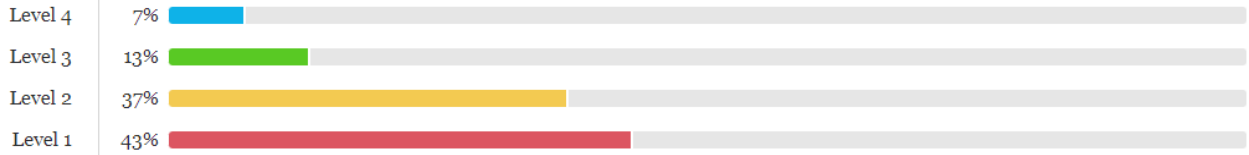
G5 Grade 5 Math Summative

Overall Claim

Average Scale Score
for **76** results

2461 ± 10¹

Student Score Distribution




G6 Grade 6 ELA Summative

Overall Claim

Average Scale Score
for **186** results

2498 ± 6¹

Student Score Distribution



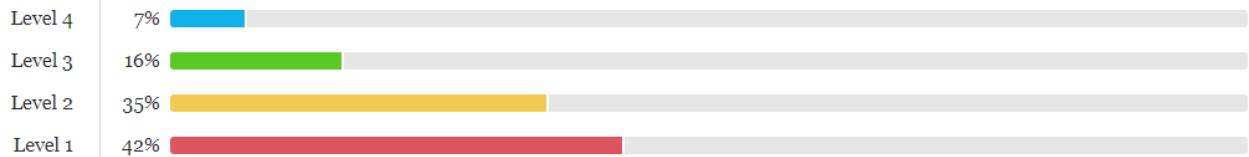
G6 Grade 6 Math Summative

Overall Claim

Average Scale Score
for **192** results

2486 ± 6¹

Student Score Distribution



Clovis Elementary School (2022-2023)



585

Students Enrolled
2021-22 School Year

44.1%
Met ELA
Standards

28.2%
Met Math
Standards
Spring 2022

52.0%
Met Science
Standard



Graduated in 4 Years
2020-21 School Year



High Math
Growth

High ELA
Growth

2018-19 School Year

iready Fall Data 2022

Grade K	-	-	-	-	-	-	0/64
Grade 1		3%	2%	85%	10%	0%	60/68
Grade 2		4%	12%	40%	43%	0%	67/67
Grade 3		13%	23%	34%	18%	13%	62/64
Grade 4		8%	23%	44%	13%	11%	61/64
Grade 5		4%	18%	30%	30%	18%	50/59
Grade 6		27%	9%	21%	12%	31%	75/78

Clovis Elementary School (2022-2023)

WIDA Data 2022

In Program: 112

New to Program: 32

Total Projected: 144

Exit/Monitoring students: 14

According to Elevation:

Level 1 Entering:15

Level 2 Emerging:21

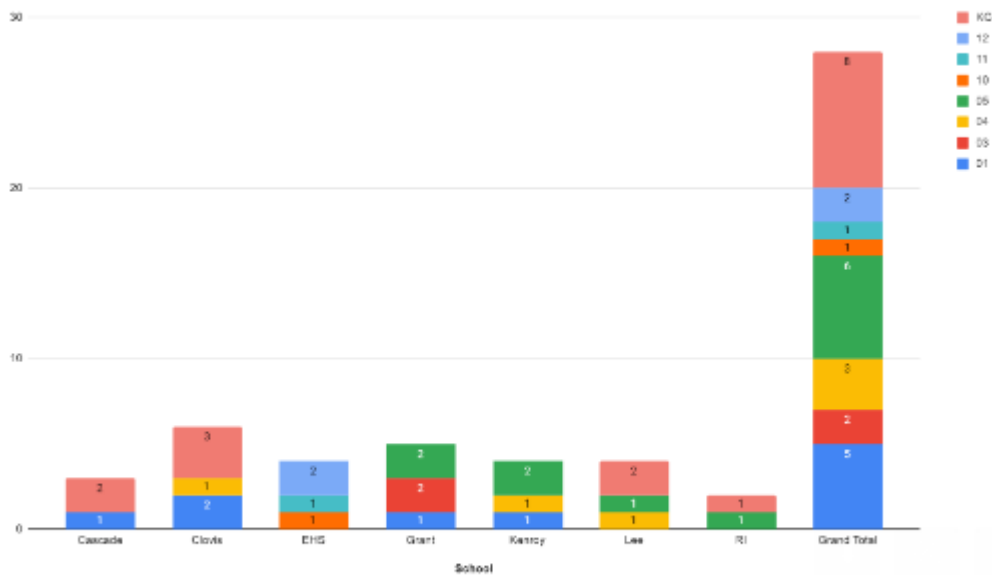
Level 3 Developing 42

Level 4 Expanding 12

Level 5 Bridging:

Level 6 Reaching:

WIDA Exits/Transitioned 2022



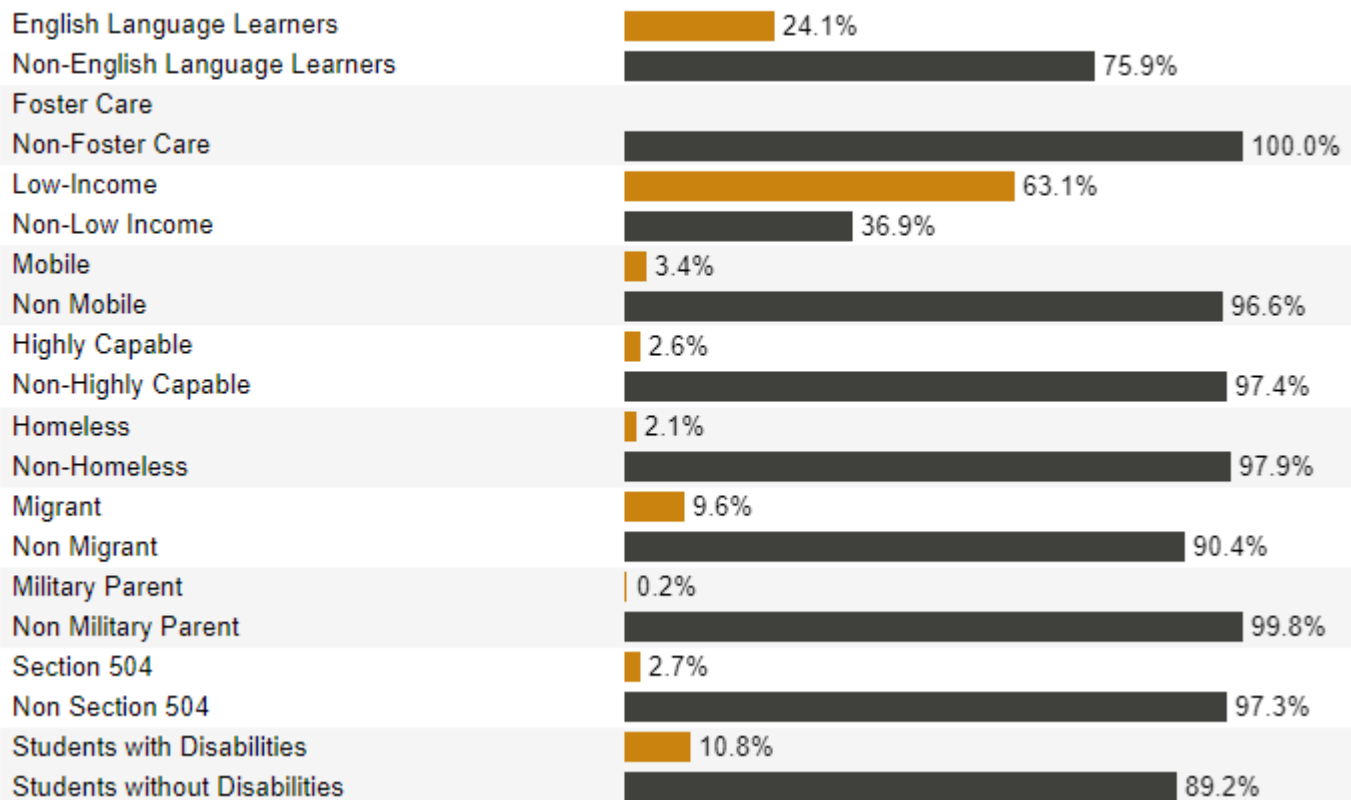
*The data represents total exits per grade level and school.

*If your school is not shown 0 exits were identified.

Describe the Demographic trends of your school. (Include grade levels served, enrollment, % of each subgroup)

- **474 students attend Clovis Elementary School in the 2022-2023 school year, we currently have enrolled.**
 - **6th Grade - 81 students; 27 in each class**
 - **5th Grade - 60 students; 30 in each class**
 - **4th Grade – 65 Students; 21/22 in each class**
 - **3rd Grade - 64 Students; 21/22 in each class**
 - **2nd Grade - 70 Students; 23/24 in each class**
 - **1st Grade- 70 Students; 23/24 in each class**
 - **Kindergarten - 64 Students; 21/22 in each class**

Program and Characteristic



Analyze the following areas to identify strengths and challenges of your school. Then, describe below.

- Perception trends (Annual School Satisfaction Surveys - Parents, Students, Staff)
- Academic Achievement of students by content using multiple assessments (trends, comparison to similar schools and the state, student subgroups, levels of achievement)
- Language Acquisition trends
- Student Attendance trends
- Parent Involvement trends

Describe the strengths of your school.

As a staff, we have established a culture of success. Staff believes that relationships are the basis for everything we do! This is our number one priority and you see it in EVERYTHING that we do. Staff and students WANT to be at Clovis.

- Staff are committed to our mission in developing successful students.
- We work hard at inclusion where ALL students, staff and parents of the Clovis Community belong.
- A primary focus this year is collaboration.
- Collective ownership is also a primary goal that we are working hard to achieve.
- Improving communication through discussion - example: use of grade level data to create data board and discuss intervention as a grade level team.
- Clovis Community Hero - Clovis has partnered with Wenatchee Downtown Association for a pilot year. We will honor one 6th grade student per month who has exemplified community connection and social responsibility to self and others through academic excellence and community service.
- 6th Grade Connect - When 6th grade students arrive back at Clovis in the AM, they rotate through different classes. Within those classes, we have leadership (we have purchased the Character Strong Leadership Curriculum), library time, study hall, tutoring younger students, community service, and team building activities.
- Amy Pefferman is serving as a coach, part time, in helping our teachers implement more intentional reading instruction during our Tiers of instruction.
- Working on building relationships and making MORE positive contact points with our struggling students.
- Kelso's Choice implemented at the beginning of the year with ALL staff and ALL students - it helps students to learn how to resolve small conflicts. It gives staff a common language and expectation to use.
- Using assistive technology to help students who need it.
- We have added 5th grade student crossing guards.

Satisfaction Survey

- ALL parent trends grew.
- 93% of parents and 100% of staff feel welcome and respected.
- 98% of staff feel supported and feel that their colleagues care about our students.
- 88% of students feel that their teacher cares about them.

Academic Achievement

- We have begun to dig into school-wide data. We are using data boards to track our students and create intentional groupings.
- Inclusionary practices have been a part of our culture. We have been working closely with The Haring Center. We are one of 7 demonstration sites in WA State.
- Closely aligned to goals and being more intentional about our school goals.
- 4th & 6th grade meeting in Job alike teams to look at essentials, grading and common assessments.

Language Acquisition

- **At the end of the 2021-2022 school year, we had the *highest percentage of exited students* (i.e. scored Proficient in English) out of all Eastmont Elementary Schools.**

Describe the challenges of your school.

Satisfaction Survey

- Per staff, we can improve in two areas: behavioral and academic growth. 79% of staff are satisfied with the amount students are learning. 89% feel that our school maintains high standards for behavior.
- 75% of students feel welcome and respected and 73% would recommend this school to others.
- 85% of parents are satisfied with the amount their child is learning.

Academic Achievement Challenges:

- We continue to see the academics effect of COVID on our students.
- There just isn't enough time, we want to align curriculum, create common assessments, vertically align as a building, look at writing deeper, etc...

Student Attendance Challenges:

- We are working on a small percentage of kids that we cannot get to school. We send letters, make phone calls home, go on home visits and attendance remains unchanged. This affects their learning and growth.

Goal and Solution Selection: Choose two to five challenges to work on this school year and write a SMART goal for each of them (it must include how and when it will be assessed). These may be continued from previous years.

Effective solutions will include the following:

- Communication plan to staff, students, parents.
- Processes/Timelines for ensuring plan is being implemented and growth towards target is being attained.
- Professional development.
- Budget allocation.

[Click HERE to see our building Goals](#)

Component 2: Schoolwide Reform Strategies

Schoolwide programs need to have a schoolwide focus. ESSA's new focus is on a well-rounded education. Schoolwide programs should focus on supporting all students within the school. There are several ways to ensure schoolwide focus:

- Targeting a range of subjects, including literacy, science, & mathematics.
- Improving transitions between grades and/or schools.
- Enriching and accelerating curriculum.
- Realigning curriculum horizontally and vertically from grade to grade.

Be specific. Include the ways in which the school plans to include how it will reach each level of reform. Outline staffing plans and who will be hired, professional development strategies, and intended outcomes. You should use methods and strategies that will strengthen student outcomes for all students.

The plan must show how you will increase the amount and quality of learning. This includes detailing specific programs and activities.

Reform Strategy 1: Relationships!!! We continue to keep building relationships and making sure that ALL staff and students have a STRONG sense of belonging at the forefront of EVERYTHING we do!!! We were apart of this video <https://www.youtube.com/watch?v=PxcYyGRtMo> and use Character Strong and Purposefull People each and everyday. ALL grade levels have time built into the schedule for a daily meeting and time on Mondays for a SEL lesson. We often say "Maslows before Blooms."

Reform Strategy 2: Focus Tier 1 - Tier 2: To provide a clear and intentional focus on reading at each grade level in Tier 1, Tier 2 and Tier 3. For the first time we have 2 aligned K-6 assessment tools to help guide our instruction (DIBELS and iready). In our goals, you will see that we are looking closely at data, learning what it means, collaborating on how to teach the subsets and using data walls to help guide these discussions/collaborations.

How will the school strengthen the literacy, science, government, engineering, the arts, and mathematics?

- STEM - We have a district STEM coordinator and EVERY grade level at Clovis has had the opportunity to participate.
- Art - We have 2 amazing art teachers who visit each building for a period of time.

How will the school improve transitions between grades and/or schools?

- We meet with the preschool, and the Junior Highs each year (Special Ed, Admin, Counselors, etc...) to help transition the students. We also have the 6th-grade students transitioning to the Junior High take a tour of campus.
- At the beginning of each year of Kindergarten, teachers meet one on one with each incoming student.

How will the school enrich and accelerate curriculum?

- HiCap Teacher is meeting with all grade levels on a weekly basis. We are able to add students who might not have qualified as HC but are above grade level and need a challenge.
- iready individualized learning gives students what they need, when they need it.
- Lexia (K-2) is a great tool to give our littles an opportunity to work at their own level while the teachers meet with small groups.
- StoryWorks & Scholastic Scope are being used to enrich our classes. Teachers use these magazines because have up to date, real world stories that interest students.
- 2nd/4th/5th grades are using Read Naturally to help enrich those students who are at benchmark.

How will the school provide opportunities for students both ahead of and behind grade level?

Response to Intervention is a focus. We have created a team and put many resources in place with blended funding so they are able to serve our students with what they need when they need it and with the most qualified teacher. We have built a schedule with a 2 -30-minute intervention blocks into our schedule for all grades K-6.

Our intervention team meets on a regular basis to look at progress monitoring data and regroup students as needed. We also meet XX times per year with each grade level to talk about student progress and re-group as needed. ALL students are a part of this progress (GenEd, IEP, EL) Within the intervention time, our classroom teachers and highly capable are able to provide extensions for students who are meeting standards.

We have an inclusion model here at Clovis where our IEP students are served the majority of the time in the GenEd classroom with participating in the intervention times.

Describe your Parent and Family Engagement strategy. How will you align it to building goals and evaluate your targeted assistance practices and strategies? How will you know that your strategies are working?

- We use Parent Square to contact families and incite two-way communication.
 - The principal sends out a monthly Parent Newsletter.
 - The principal sends out Parent Square reminders
 - The principal posts stories on Facebook weekly.
 - Teachers send out classroom information
- We invite feedback through perception surveys 1x per year
- Staff make positive phone calls and send positive post it notes home.
- Our PTO began last year as a brand new group and has grown tremendously with a few STRONG parents leading the pack. This year they have had a read-a-thon ,a trunk-or-treat, a carnival/book fair and plan to do a movie night. They also support our grade levels with money for a field trip and other needs that they have.

Component 3: Activities to Ensure Mastery

The schoolwide plan upgrades the entire school's program. At the same time, it should address how students who have not yet reached standard in certain skills will receive effective and timely assistance. Each student is different, and some students may need more help to get back on track. Schoolwide plans should have strategies for students who may fall behind on key skills or are in danger of dropping out. Schools may choose to meet the academic and non-academic needs of these students. This provides schools significant flexibility in improvement student achievement with strategies, including:

- Counseling and mental health support
- College and career readiness
- Tiered behavioral support
- Preschool transition support
- Professional development for staff
- Intensive academic support for students

How does the school screen all students to identify those that are at-risk of falling behind on mastery of key skills?

- DIBELS to screen all students in reading in every grade level
- iready Reading and Math
- RAN/RAS for K/1 as part of the Dyslexia screening requirement
- PASI/PSI Diagnostics are used for students who score intensive in reading
- PLC's working on common assessments
- SRSS to screen all students for intrinsic and extrinsic characteristics that would be problematic.

How does the school monitor progress of at-risk students in their mastery key grade level skills?

- 4x per year data meetings
- PLC's
- Guidance Team Meetings
- Monthly progress monitoring (for reading) – bi-weekly
- Essential Standards - and working toward common assessments

How does the school make data-based decisions on the appropriate interventions for at-risk students and the effectiveness of interventions?

After DIBELS screening, all intensive/strategic students are screened using the PASI/PSI to determine instructional holes. Most intensive students are placed into an intervention group for in 30 minutes 4x per week. Data meetings are held 4x per year to look at data, growth and re-adjust students as needed.

Describe the school's three tiers of intervention to support at-risk students.

Tier 1: All students are included in grade-level instruction for exposure to content. Teachers utilize specific teaching strategies to engage all learners.

- Top priority and we do everything in our power to keep this time uninterrupted.
- Most learning occurs in Tier 1.
- Teachers have essential standards and are working on developing common formative assessments.
- Teachers differentiate/scaffold for students.

Tier 2: Struggling students receive intervention in academics, behavior, social, etc... as needed. Some of these may be as simple as check and connect, small group re-teach, small group intensive instruction, or para support.

Tier 3: The top-tier kids receive more intense focus intervention as needed. Whether it be a smaller group, more time, or more intensity or even a new and different program. These students will have many adults working on building their plan and supporting them.

We are currently working on building our PBIS and tiered system for Math and Behavior. We have some pieces in place.

Component 4: Coordination and Integration of Federal, State and local services.

The schoolwide plan should show how federal, state, and local services work together to improve outcomes. The plan must show how the district coordinates and integrates funding used at the school. This means the schoolwide plan must outline the ways in which funds are going to be consolidated, as well as how the funds will be used to meet the specific intents and purposes of each program. This ensures the school is still meeting the statutory requirements of Title I, Part A and other federal education programs. Schools must name the specific state, local, and other federal programs that they will combine under the plan. If a priority/focus school, make sure the plan addresses school improvement efforts and funds.

Program	Allocation	How the funds will be used to implement the Schoolwide Plan.
BEA	FTE 32.75 4,029.112	<ul style="list-style-type: none"> ● Staffing ● Building Budget - materials that teachers need for classrooms
Title IA	\$16,704	<ul style="list-style-type: none"> ● Staffing ● Extra collaboration time for K-2 teachers to meet with coach Amy Pefferman re: teaching reading ● Lexia for 2nd grade ● Scholastic and Storyworks for K and 3-6 grades ● PD for Amy Pefferman ● PLC conference for a team of Clovis teachers to help strengthen site based and PLCs.



EASTMONT SCHOOL DISTRICT

Relationships, Relevance, Rigor, Results

509.884.7169 • FAX: 509.884.4210 • WWW.EASTMONT206.ORG
800 EASTMONT AVE. • EAST WENATCHEE, WA 98802

TO: Board of Directors
FROM: Becky Berg, Superintendent
SUBJECT: Donations from Town Toyota and Toyota Corporate
DATE: February 13, 2023

CATEGORY

Informational Discussion Only Discussion & Action Action

BACKGROUND INFORMATION AND ADMINISTRATIVE CONSIDERATION

Board Policy 6114 states that *“Any gift or donation to the District or to an individual school or department of money, materials, or equipment having a value of \$1,500 or greater shall be subject to Board approval.”*

Executive Director Caryn Metsker reports our local Town Toyota would like to donate \$10,000 to Eastmont School District, along with a dealer match program from Toyota Corporate for \$10,000 to bring the donations to \$20,000 total. These funds would be divided up evenly between our six elementary schools to be used for student needs.

ATTACHMENTS

None

FISCAL IMPACT

Donation

RECOMMENDATION

The administration recommends that the Board accept these donations from Town Toyota and Toyota Corporate.

TO: Board of Directors

FROM: Caryn Metsker, Executive Director of Financial Services

SUBJECT: Monthly Student Enrollment Report

DATE: February 13, 2023

Official Count Day: Wednesday, February 1, 2023.

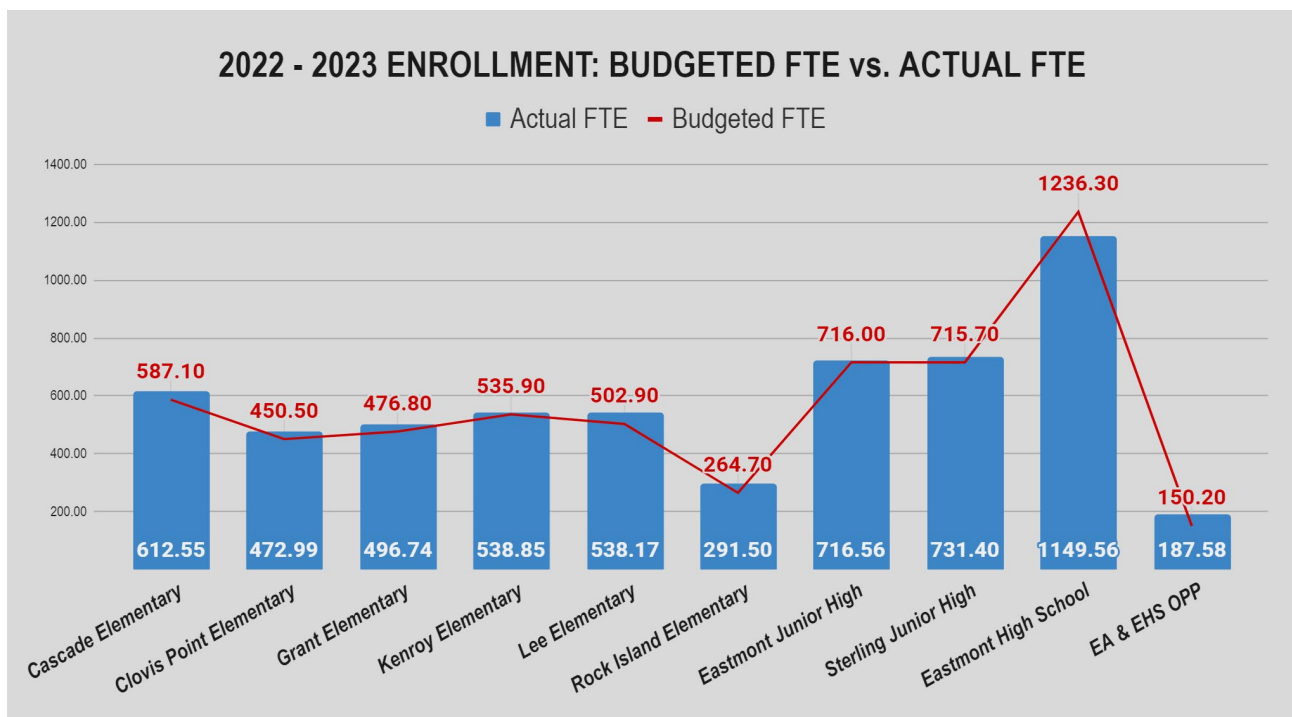
Total student head count reported, including our Alternative Learning program, is **5,858**. This is an increase of 90 from the headcount in February 2022, which was 5,768.

Total student Full Time Enrollment (FTE) reported for February is **5,728.21**. This is an increase of 74.21 FTE reported in February 2022 (5,654).

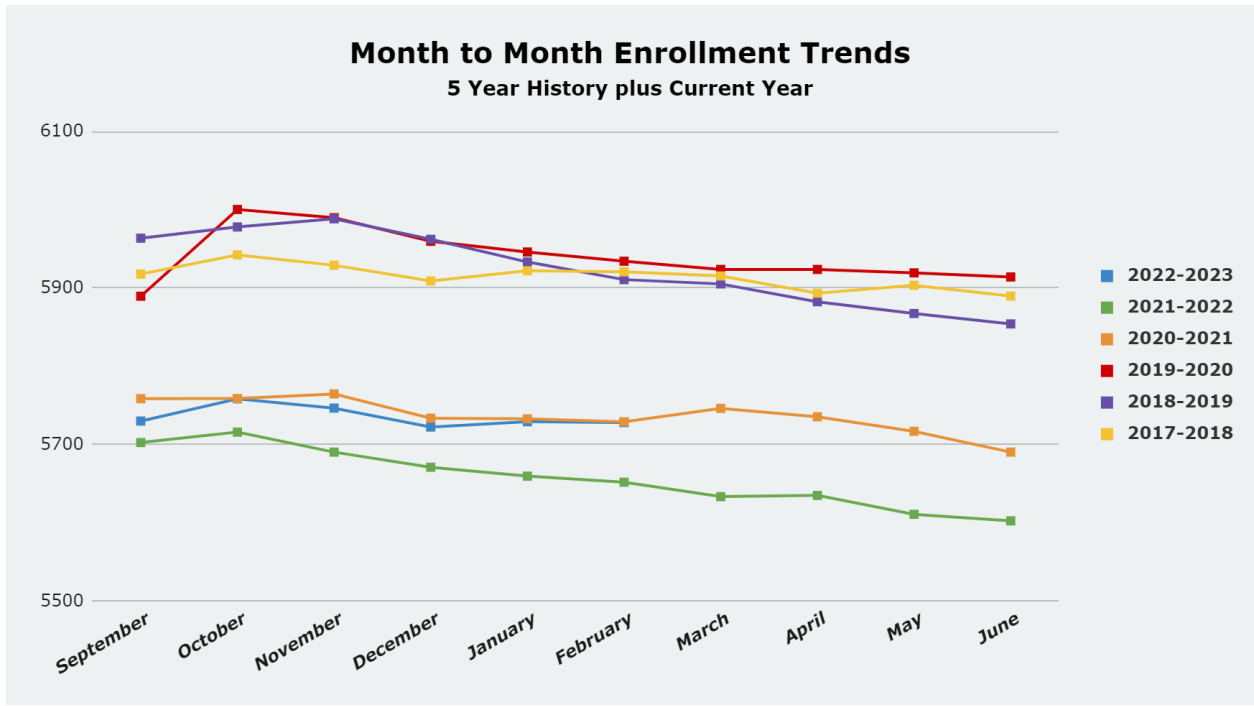
The Annual Average FTE (AAFTE) for 2022-2023 is **5,735.90**, which is an increase of 99.80 FTE from budget.

- K-12 Student enrollment is **62.42** more than expected.
- ALE Program enrollment is **37.38** more than expected.

The following chart compares budgeted to actual FTE by building:



The following chart reflects month to month FTE enrollment trends over the past five school years, plus the current 2022-2023 school year:



A comparison of other reported program enrollment as of February 2023 to 2021-2022 is below:

Program Name	Budget	Current Year Average	Prior Year Average
<i>Running Start (Head Count)</i>	132.00	161.00	142.00
<i>Special Education (Age K-21 Head Count)</i>	720.00	750.00	658.00
<i>Transitional Bilingual (Head Count)</i>	1,100.00	1,141.00	1,031.00
<i>Exited Transitional Bilingual (Head Count)</i>	110.00	123.00	257.00
<i>Career/Technical Education-Gr 7-8 (FTE)</i>	126.00	144.01	132.53
<i>Career/Technical Education-Gr 9-12 (FTE)</i>	328.00	350.93	332.41

**Eastmont School District
2022 - 2023 K-12 Monthly Enrollment**

Grade Level	Budget AAFTE	September	October	November	December	January	February	March	April	May	June	Annual Average	AAFTE Budget to Actual Variance	Prior Year AAFTE	AAFTE Variance from Prior Year	AAFTE Gain/(Loss) on Grade Roll-Up
TK	0.00	51.00	51.00	51.00	51.00	51.00	51.00	51.00				51.00	51.00	0.00	51.00	
K	395.00	383.24	390.24	389.67	389.08	389.08	390.99					388.72	(6.28)	375.13	13.59	
1	371.80	396.00	396.18	398.36	396.36	395.36	400.36					397.10	25.30	362.51	34.59	21.97
2	363.20	392.09	394.09	392.00	389.00	388.14	389.14					390.74	27.54	428.27	(37.53)	28.23
3	425.50	437.00	437.00	441.00	440.00	440.00	444.00					439.83	14.33	399.60	40.23	11.56
4	401.80	402.00	409.00	409.00	407.00	409.00	413.00					408.17	6.37	395.53	12.64	8.57
5	397.10	409.09	409.61	409.52	409.00	408.00	409.00					409.04	11.94	466.42	(57.38)	13.51
6	463.50	468.61	470.61	469.00	467.00	467.00	467.00					468.20	4.70	438.40	29.80	1.78
7	440.80	451.45	455.50	457.50	457.79	456.91	458.28					456.24	15.44	457.99	(1.75)	17.84
8	458.90	458.54	458.08	451.75	452.21	455.09	456.03					455.28	(3.62)	531.67	(76.39)	(2.71)
9	532.00	542.54	542.15	537.02	529.02	528.86	521.01					533.43	1.43	459.46	73.97	1.76
10	460.80	459.94	458.49	455.49	455.68	455.77	451.30					456.11	(4.69)	489.70	(33.59)	(3.35)
11	456.70	383.52	383.33	380.14	380.72	378.82	369.19					379.29	(77.41)	334.76	44.53	(110.41)
12	318.80	320.62	319.46	317.90	311.89	311.69	309.41					315.16	(3.64)	300.66	14.50	(19.60)
Total K-12 in Building FTE	5,485.90	5,555.64	5,574.74	5,559.35	5,535.75	5,534.72	5,529.71	0.00	0.00	0.00	0.00	5,548.32	62.42	5,440.10	108.22	(30.84)
<i>Eastmont Academy</i>	56.70	41.01	43.01	42.64	46.00	46.00	45.08					43.96	(12.74)	65.58	(21.62)	
<i>EHS Opportunities</i>	93.50	133.48	140.78	144.73	140.75	148.57	153.42					143.62	50.12	151.80	(8.18)	
Total FTE Enrollment	5,636.10	5,730.13	5,758.53	5,746.72	5,722.50	5,729.29	5,728.21	0.00	0.00	0.00	0.00	5,735.90	99.80	5,657.48	78.42	

FTE Change from September to Current Month (1.92)
Net Change from Previous Month (1.08)

Eastmont School District
FY 2022 - 2023 Monthly Enrollment FTE by Building

Building/Grade	Budget AAFTE	September	October	November	December	January	February	March	April	May	June	Annual Average	AAFTE Budget to Actual Variance	Prior Year AAFTE	AAFTE Variance from Prior Year
Cascade Elementary															
TK	0.00	17.00	17.00	17.00	17.00	17.00	17.00					17.00	17.00	0.00	17.00
K	75.00	74.63	75.63	74.63	75.04	75.04	75.04					75.00	0.00	82.70	(7.70)
1	81.80	80.00	79.00	80.00	81.00	81.00	82.00					80.50	(1.30)	74.70	5.80
2	74.10	77.00	77.00	76.00	76.00	77.14	77.14					76.71	2.61	88.20	(11.49)
3	87.80	89.00	89.00	90.00	90.00	90.00	90.00					89.67	1.87	80.40	9.27
4	78.60	83.00	85.00	84.00	84.00	83.00	83.00					83.67	5.07	90.40	(6.73)
5	90.30	94.00	94.00	94.00	94.00	93.00	93.00					93.67	3.37	99.80	(6.13)
6	99.50	97.00	97.00	96.00	96.00	96.00	96.00					96.33	(3.17)	0.00	96.33
	587.10	611.63	613.63	611.63	613.04	612.18	613.18	0.00	0.00	0.00	0.00	612.55	25.45	516.20	96.35
Clovio Elementary															
TK	0.00	0.00	0.00	0.00	0.00	0.00	0.00					0.00	0.00	0.00	0.00
K	70.00	64.00	64.00	64.00	64.00	64.00	64.00					64.00	(6.00)	56.60	7.40
1	56.20	70.00	69.18	69.18	70.18	70.18	70.18					69.82	13.62	61.90	7.92
2	62.80	70.00	69.00	68.00	67.00	66.00	67.00					67.83	5.03	59.30	8.53
3	59.10	65.00	65.00	65.00	65.00	64.00	64.00					64.67	5.57	64.90	(0.23)
4	66.50	65.00	66.00	66.00	65.00	65.00	65.00					65.33	(1.17)	61.90	3.43
5	61.50	60.00	59.52	59.52	60.00	60.00	60.00					59.84	(1.66)	75.00	(15.16)
6	74.40	80.00	80.00	83.00	83.00	83.00	83.00					81.50	7.10	198.40	(116.90)
	450.50	474.00	472.70	474.70	474.18	472.18	470.18	0.00	0.00	0.00	0.00	472.99	22.49	578.00	(105.01)
Grant Elementary															
TK	0.00	17.00	17.00	17.00	17.00	17.00	17.00					17.00	17.00	0.00	17.00
K	70.00	64.09	64.09	64.09	63.09	63.09	64.00					63.74	(6.26)	65.60	(1.86)
1	64.70	70.00	71.00	72.00	71.00	71.00	73.00					71.33	6.63	64.00	7.33
2	65.70	66.00	66.00	66.00	66.00	66.00	66.00					66.00	0.30	72.90	(6.90)
3	72.80	74.00	74.00	75.00	75.00	75.00	76.00					74.83	2.03	60.40	14.43
4	60.90	63.00	63.00	65.00	65.00	66.00	67.00					64.83	3.93	58.80	6.03
5	60.70	55.00	55.00	55.00	56.00	56.00	56.00					55.50	(5.20)	81.90	(26.40)
6	82.00	83.00	83.00	83.00	84.00	83.00	85.00					83.50	1.50	0.00	83.50
	476.80	492.09	493.09	497.09	497.09	497.09	504.00	0.00	0.00	0.00	0.00	496.74	19.94	403.60	93.14
Kenroy Elementary															
TK	0.00	0.00	0.00	0.00	0.00	0.00	0.00						0.00	0.00	0.00
K	70.00	64.09	63.09	64.09	64.09	64.09	65.09					64.09	(5.91)	62.50	1.59
1	62.30	72.00	71.00	69.00	68.00	68.00	70.00					69.67	7.37	69.60	0.07
2	69.80	78.09	78.09	78.00	78.00	78.00	79.00					78.20	8.40	87.50	(9.30)
3	86.20	91.00	90.00	90.00	89.00	92.00	92.00					90.67	4.47	86.80	3.87
4	88.40	77.00	77.00	77.00	77.00	79.00	81.00					78.00	(10.40)	72.70	5.30
5	73.20	73.09	73.09	73.00	72.00	72.00	74.00					72.86	(0.34)	86.70	(13.84)
6	86.00	86.61	86.61	84.00	84.00	85.00	86.00					85.37	(0.63)	0.00	85.37
	535.90	541.88	538.88	535.09	532.09	538.09	547.09	0.00	0.00	0.00	0.00	538.85	2.95	465.80	73.05
Lee Elementary															
TK	0.00	17.00	17.00	17.00	17.00	17.00	17.00					17.00	17.00	0.00	17.00
K	70.00	78.43	82.43	80.86	80.86	80.86	79.86					80.55	10.55	70.10	10.45
1	70.00	68.00	69.00	70.18	68.18	68.18	69.18					68.79	(1.21)	60.80	7.99
2	58.10	67.00	69.00	68.00	67.00	66.00	66.00					67.17	9.07	77.70	(10.53)
3	77.80	72.00	73.00	76.00	75.00	74.00	76.00					74.33	(3.47)	73.00	1.33
4	73.00	72.00	74.00	73.00	73.00	73.00	75.00					73.33	0.33	71.60	1.73
5	71.40	77.00	78.00	79.00	79.00	80.00	79.00					78.67	7.27	82.40	(3.73)
6	82.60	79.00	80.00	80.00	77.00	77.00	77.00					78.33	(4.27)	0.00	78.33
	502.90	530.43	542.43	544.04	537.04	536.04	539.04	0.00	0.00	0.00	0.00	538.17	35.27	435.60	102.57
Rock Island Elementary															
TK	0.00	0.00	0.00	0.00	0.00	0.00	0.00					0.00	0.00	0.00	0.00
K	40.00	38.00	41.00	42.00	42.00	42.00	43.00					41.33	1.33	37.70	3.63
1	36.80	36.00	37.00	38.00	38.00	37.00	36.00					37.00	0.20	31.70	5.30
2	32.70	34.00	35.00	36.00	35.00	35.00	34.00					34.83	2.13	42.70	(7.87)
3	41.80	46.00	46.00	45.00	46.00	45.00	46.00					45.67	3.87	34.10	11.57
4	34.40	42.00	44.00	44.00	43.00	43.00	42.00					43.00	8.60	40.20	2.80
5	40.00	50.00	50.00	49.00	48.00	47.00	47.00					48.50	8.50	39.60	8.90
6	39.00	41.00	42.00	41.00	41.00	41.00	41.00					41.17	2.17	0.00	41.17
	264.70	287.00	295.00	295.00	293.00	290.00	289.00	0.00	0.00	0.00	0.00	291.50	26.80	226.00	65.50
Eastmont Junior High															
7	203.60	197.29	199.46	200.46	203.69	202.45	203.67					201.17	(2.43)	225.70	(24.53)
8	228.70	229.61	228.91	224.34	225.28	225.89	226.83					226.81	(1.89)	282.10	(55.29)
9	283.70	292.78	293.70	288.70	286.87	287.22	282.20					288.58	4.88	457.50	(168.92)
10	0.00	0.00	0.00	0.00	0.00	0.00	0.00					0.00	0.00	0.70	(0.70)
12	0.00	0.00	0.00	0.00	0.00	0.00	0.00					0.00	0.00	1.00	(1.00)
	716.00	719.68	722.07	713.50	715.84	715.56	712.70	0.00	0.00	0.00	0.00	716.56	0.56	967.00	(250.44)
Sterling Junior High															
6	0.00	2.00	2.00	2.00	2.00	2.00	2.00					2.00	2.00	1.00	1.00
7	237.20	254.16	256.04	257.04	254.10	254.46	254.61					255.07	17.87	232.20	22.87
8	230.20	228.93	229.17	227.41	226.93	229.20	229.20					228.47	(1.73)	249.50	(21.03)
9	248.30	249.76	248.45	248.32	242.15	241.64	238.81					244.86	0.00	241.50	3.35
10	0.00	1.00	1.00	1.00	1.00	1.00	1.00					1.00	0.00	0.00	1.00
	715.70	735.85	736.66	735.77	726.18	728.30	725.62	0.00	0.00	0.00	0.00	731.40	18.14	724.20	7.20
Eastmont High School															
9	0.00	0.00	0.00	0.00	0.00	0.00	0.00					0.00	0.00	1.00	(1.00)
10	460.80	458.94	457.49	454.49	454.68	454.77	450.30					455.11	(5.69)	489.70	(34.59)

Eastmont School District
FY 2022 - 2023 Monthly Enrollment FTE by Building

Building/Grade	Budget AAFTE	September	October	November	December	January	February	March	April	May	June	Annual Average	AAFTE Budget to Actual Variance	Prior Year AAFTE	AAFTE Variance from Prior Year
11	456.70	383.52	383.33	380.14	380.72	378.82	369.19					379.29	(77.41)	334.80	44.49
12	318.80	320.62	319.46	317.90	311.89	311.69	309.41					315.16	(3.64)	299.70	15.46
	1,236.30	1,163.08	1,160.28	1,152.53	1,147.29	1,145.28	1,128.90	0.00	0.00	0.00	0.00	1,149.56	(86.74)	1,125.20	24.36
Eastmont Academy/EHS Opportunities															
K	5.00	4.00	4.00	4.00	3.00	3.00	3.00					3.50	(1.50)	4.20	0.00
1	3.40	4.00	5.00	5.00	6.00	6.00	4.00					5.00	1.60	6.10	(1.10)
2	6.20	8.00	7.00	7.00	7.00	7.00	7.00					7.17	0.97	9.80	(2.63)
3	10.60	8.00	9.00	8.00	7.00	7.00	7.00					7.67	(2.93)	6.00	1.67
4	5.20	7.00	7.00	7.00	7.00	6.00	5.00					6.50	1.30	5.00	1.50
5	5.00	5.00	5.00	4.00	4.00	4.00	4.00					4.33	(0.67)	6.40	(2.07)
6	6.80	3.00	4.00	5.00	7.00	8.00	9.00					6.00	(0.80)	7.40	(1.40)
7	8.00	1.55	1.55	1.55	1.21	1.21	1.72					1.47	(6.54)	8.60	(7.14)
8	6.50	0.46	0.46	1.09	3.79	3.79	4.36					2.33	(4.18)	12.10	(9.78)
9	10.20	4.44	5.17	6.39	9.10	9.10	8.53					7.12	(3.08)	26.00	(18.88)
10	20.90	18.06	21.05	23.51	20.67	22.67	25.21					21.86	0.96	29.40	(7.54)
11	22.80	37.44	37.10	38.10	38.90	41.80	46.06					39.90	17.10	42.20	(2.30)
12	39.60	73.54	77.46	76.73	72.08	75.00	73.62					74.74	35.14	54.20	20.54
	150.20	174.49	183.79	187.37	186.75	194.57	198.50	0.00	0.00	0.00	0.00	187.58	37.38	217.40	(29.82)
TK - 12 Total	5,636.10	5,730.13	5,758.53	5,746.72	5,722.50	5,729.29	5,728.21	0.00	0.00	0.00	0.00	5,735.90			



EASTMONT SCHOOL DISTRICT

Relationships, Relevance, Rigor, Results

509.884.7169 • FAX: 509.884.4210 • WWW.EASTMONT206.ORG
800 EASTMONT AVE. • EAST WENATCHEE, WA 98802

TO: Board of Directors

FROM: Becky Berg, Superintendent

SUBJECT: Resolution No. 2023-01 Resolution of New-in-Lieu Replacement Option for the Kenroy Elementary School Project

DATE: February 13, 2023

CATEGORY

Informational Discussion Only Discussion & Action Action

BACKGROUND INFORMATION AND ADMINISTRATIVE CONSIDERATION

We continue to work with Architect Brent Harding with NAC to complete OSPI's required paperwork for the School Construction Assistance Program (SCAP). For a new-in-lieu project (new construction in lieu of modernization) and to be eligible for state match, the District must submit a "New-in-Lieu Resolution" which says we will no longer use the space that we are replacing for K-12 instruction.

Enclosed is draft Resolution No. 2023-01 Resolution of New-in-Lieu Replacement Option for the Kenroy Elementary School Project that is part of OSPI's application process.

ATTACHMENTS

Draft Resolution

FISCAL IMPACT

OSPI SCAP Funds

RECOMMENDATION

The administration recommends that the Board approve Resolution No. 2023-01 Resolution of New-in-Lieu Replacement Option for the Kenroy Elementary School Project.

RESOLUTION NO. 2023-01

**RESOLUTION OF NEW-IN-LIEU REPLACEMENT OPTION
FOR THE KENROY ELEMENTARY SCHOOL PROJECT**

A RESOLUTION of the Board of Directors certifying that new facilities identified in the project application (Form D-3) submitted to the Office of Superintendent of Public Instruction will be built in lieu of modernizing existing facilities, and that the existing facilities will be demolished, or will not be used in the future for instructional purposes or be eligible for future state financial assistance.

WHEREAS, the Eastmont School District has undertaken a project to expand and modernize Kenroy Elementary School; and

WHEREAS, both local and state funds will be used for this project; and

WHEREAS, there are laws and rules regarding District eligibility for state assistance; and

WHEREAS, it is required that the District certify per WAC 392-347-042 that the existing facility or space to be replaced will not be used for instructional purposes after the new construction is completed, and that the existing facility or space to be replaced will be ineligible for any future financial assistance.

THEREFORE, BE IT RESOLVED, that the Eastmont School District will be demolishing a portion of the existing school space consisting of 29,744 square feet that will be replaced by a new facility, and 9,550 square feet will be retained for modernization.

ADOPTED by the Board of Directors of Eastmont School District No. 206, Douglas County, Washington, at a regular open public meeting thereof, held this 13th day of February 2023, the following Directors being present and voting in favor of the resolution.

EASTMONT SCHOOL DISTRICT NO. 206
DOUGLAS COUNTY, WASHINGTON

ATTEST:

BOARD OF DIRECTORS

Dr. Becky Berg, Superintendent/Secretary

Cindy Wright, Board President

Date

Meaghan Vibbert, Board Vice President

Jason Heinz, Board Member

Steve Piccirillo, Board Member

Whitney Smith, Board Member



EASTMONT SCHOOL DISTRICT

Relationships, Relevance, Rigor, Results

509.884.7169 • FAX: 509.884.4210 • WWW.EASTMONT206.ORG

800 EASTMONT AVE. • EAST WENATCHEE, WA 98802

TO: Board of Directors

FROM: Becky Berg, Superintendent

SUBJECT: Resolution No. 2023-02 Resolution of New-in-Lieu Replacement Option for the Lee Elementary School Project

DATE: February 13, 2023

CATEGORY

Informational Discussion Only Discussion & Action Action

BACKGROUND INFORMATION AND ADMINISTRATIVE CONSIDERATION

A resolution is also needed for the Lee Elementary School Project.

Enclosed is draft Resolution No. 2023-02 Resolution of New-in-Lieu Replacement Option for the Lee Elementary School Project that is part of OSPI's application process.

ATTACHMENTS

Draft Resolution

FISCAL IMPACT

OSPI SCAP Funds

RECOMMENDATION

The administration recommends that the Board approve Resolution No. 2023-02 Resolution of New-in-Lieu Replacement Option for the Lee Elementary School Project.

RESOLUTION NO. 2023-02

**RESOLUTION OF NEW-IN-LIEU REPLACEMENT OPTION
FOR THE LEE ELEMENTARY SCHOOL PROJECT**

A RESOLUTION of the Board of Directors certifying that new facilities identified in the project application (Form D-3) submitted to the Office of Superintendent of Public Instruction will be built in lieu of modernizing existing facilities, and that the existing facilities will be demolished, or will not be used in the future for instructional purposes or be eligible for future state financial assistance.

WHEREAS, the Eastmont School District has undertaken a project to expand and modernize Lee Elementary School; and

WHEREAS, both local and state funds will be used for this project; and

WHEREAS, there are laws and rules regarding District eligibility for state assistance; and

WHEREAS, it is required that the District certify per WAC 392-347-042 that the existing facility or space to be replaced will not be used for instructional purposes after the new construction is completed, and that the existing facility or space to be replaced will be ineligible for any future financial assistance.

THEREFORE, BE IT RESOLVED, that the Eastmont School District will be demolishing a portion of the existing school space consisting of 29,524 square feet that will be replaced by a new facility, and 11,790 square feet will be retained for modernization.

ADOPTED by the Board of Directors of Eastmont School District No. 206, Douglas County, Washington, at a regular open public meeting thereof, held this 13th day of February 2023, the following Directors being present and voting in favor of the resolution.

EASTMONT SCHOOL DISTRICT NO. 206
DOUGLAS COUNTY, WASHINGTON

ATTEST:

BOARD OF DIRECTORS

Dr. Becky Berg, Superintendent/Secretary

Cindy Wright, Board President

Date

Meaghan Vibbert, Board Vice President

Jason Heinz, Board Member

Steve Piccirillo, Board Member

Whitney Smith, Board Member



EASTMONT SCHOOL DISTRICT

Relationships, Relevance, Rigor, Results

509.884.7169 • FAX: 509.884.4210 • WWW.EASTMONT206.ORG

800 EASTMONT AVE. • EAST WENATCHEE, WA 98802

TO: Board of Directors

FROM: Becky Berg, Superintendent

SUBJECT: Resolution No. 2023-03 Authorizing District Personnel as Approving Signatures for the Kenroy Elementary School and the Lee Elementary School Projects

DATE: February 13, 2023

CATEGORY

Informational

Discussion Only

Discussion & Action

Action

BACKGROUND INFORMATION AND ADMINISTRATIVE CONSIDERATION

Enclosed is draft Resolution No. 2023-03 Authorizing District Personnel as Approving Signatures for the Kenroy Elementary School and the Lee Elementary School Projects. This resolution is also part of OSPI's application process.

ATTACHMENTS

Draft Resolution

FISCAL IMPACT

OSPI SCAP Funds

RECOMMENDATION

The administration recommends that the Board approve Resolution No. 2023-03 Authorizing District Personnel as Approving Signatures for the Kenroy Elementary School and the Lee Elementary School Projects.



RESOLUTION NO. 2023-03

**A RESOLUTION FOR AUTHORIZED DISTRICT PERSONNEL FOR THE
KENROY ELEMENTARY SCHOOL AND THE
LEE ELEMENTARY SCHOOL PROJECTS**

**A Resolution of the Board of Directors certifying those
who may sign documents on the Board’s behalf for the
Kenroy Elementary School and Lee Elementary School projects.**

BE IT RESOLVED, that for purposes of WAC 392-344-120 the following Eastmont School District personnel are designated by the Board of Directors to provide district authorization related to the Kenroy Elementary School and Lee Elementary School Replacement (N/L) and Modernization projects:

Dr. Becky Berg _____
Superintendent

Caryn Metsker _____
Executive Director

ADOPTED by the Board of Directors of Eastmont School District No. 206, Douglas County, Washington, at a regular open public meeting, held this 13th day of February 2023, with the following Directors being present and voting thereon.

ATTEST:

BOARD OF DIRECTORS

Dr. Becky Berg, Superintendent/Secretary

Cindy Wright, Board President

Date

Meaghan Vibbert, Board Vice President

Jason Heinz, Board Member

Steve Piccirillo, Board Member

Whitney Smith, Board Member