



**BOARD OF DIRECTORS
REGULAR MEETING AGENDA**

Monday, January 22, 2024
5:30 p.m.

Lee Elementary School

The Eastmont School District is governed by a board of five directors. The Eastmont Board of Directors sets the direction of the District by establishing goals, objectives, and policies to guide the superintendent who supervises all programs and staff. The Board of Directors is responsible for ensuring that the Eastmont School District is adequately financed to meet those goals, objectives, and policies; for monitoring the progress of the District; and for evaluating the performance of the superintendent. Each board member has a fiduciary role to the District and, as such is responsible for using his or her best judgment in conducting the affairs of the District.

The Board generally meets at 5:30 p.m. on the second and fourth Monday of each month at either a school site or the Administration Office Board Room at 800 Eastmont Avenue, East Wenatchee. On holidays, or when a conflict occurs, a meeting may be held at an alternate time and/or date with proper notification given to the media.

The complete 2023-24 Board Meeting Schedule is available at www.eastmont206.org under the About Us/School Board tab.

NOTICE is hereby given that the Eastmont School District No. 206 Board of Directors, Douglas County, Washington will hold a regular meeting on Monday, January 22, 2024 beginning at 5:30 p.m. in the Lee Elementary School Library, 1455 N Baker Avenue, East Wenatchee for the purpose of considering and acting upon the following agenda items:

I. CALL TO ORDER & PLEDGE OF ALLEGIANCE

II. APPROVE AGENDA/MODIFICATIONS

III. PUBLIC COMMENT

Public comment may occur orally or through written comments. Written comments must be received within 24 hours before the Board meeting. Comments critical of personnel, students, or volunteers will not be allowed given privacy concerns. Instead, they will be referred to the Superintendent for further inquiry and possible action. Comments are limited to 3 minutes per person and 10 minutes per topic. The Board asks those offering comment to recognize that as a K-12 public school system, we are modeling civil discourse and the democratic process for the youth in our community.

Written comments may be sent by regular mail to Eastmont School District or emailed 24 hours prior to schoolboard@eastmont206.org

IV. STUDENT RECOGNITION

A. Student Recognition — Jamea Connor, Principal with Lee Students

V. STAFF RECOGNITION

A. Staff Years of Service Recognition — Meaghan Vibbert, Board President

- Rebecca Mills with 20 years as of August 2023
- Jamea Connor with 25 years as of August 2023
- Luz Alfaro Oliveira with 25 years as of August 2023
- Tara Pandora with 25 years as of August 2023
- Brenda Lindsey with 30 years as of August 2023

VI. BUILDING AND PROGRAM REPORT

A. Conversation with Lee Elementary School Staff

B. Lee Elementary School Building Report — Jamea Connor, Principal

VII. BOARD & SUPERINTENDENT INFORMATION

A. Board News

B. Superintendent News

VIII. CONSENT AGENDA

(All items on the Consent Agenda have been distributed to all board members for study and are considered routine. ALL items appearing in this section are adopted by one single motion, unless a member of the board or the superintendent requests that an item be removed and voted on separately.)

A. Approval of the minutes from the regular meeting held on January 8, 2024.

B. Approval of the payment of the bills and/or payroll dated January 22, 2024.

C. Approval of the Personnel Action Items dated January 22, 2024.

D. Approval of the following request for surplus:

1. Eastmont Technology Department items.

E. Approval of the following field trip request:

1. Eastmont 6th Grade field trip request.

F. Approval of the following policy for a Second Reading/Adoption:

Section	Number	Title
3000 Students	Policy No. 3122	Excused and Unexcused Absences

G. Review of the Monthly Budget Status Report.

IX. REPORT

A. Migrant & Bilingual Programs Report — Mayra Navarro Gomez, Assistant Director Special Programs

X. EXECUTIVE SESSION

An executive session will be held for the purpose of reviewing the performance of an employee. The executive session will last 10 minutes. Action on the following items is anticipated after the executive session.

XI. DISCUSSION & ACTION ITEM

A. Superintendent’s Contract for 2024-2027

XII. FUTURE AGENDA ITEMS

XIII. ADJOURNMENT

FUTURE TOPICS – Previously identified by the Board for further review.

- 1) Spanish at elementary schools.
- 2) Student Liaisons to the School Board.

UPCOMING BOARD MEETINGS

February 12	Site Visit & Regular Meeting at Rock Island Elementary School at 5:30 p.m.
February 26	Site Visit & Regular Meeting at Cascade Elementary School at 5:30 p.m.
March 11	Site Visit & Regular Meeting at Eastmont High School at 5:30 p.m.
March 25	Regular Meeting at Administration Office at 5:30 p.m.



Lee Elementary Report for 2023-24

FTE=Full-time Equivalent; F & R=Free & Reduced; H=Hispanic; ELL=English Language Learners; M=Migrant; Sp Ed=Special Education; A=Students with <2 Absences Per Month; MB=Mobility, HL=Homeless, D=Discipline Rate, (Exclusion rates are the % of the (D) disciplined, E1=Exclusion of <=1 day; E2=2-3 days; E4=4-5 days; E6=6-10 days; E10=>10 days.

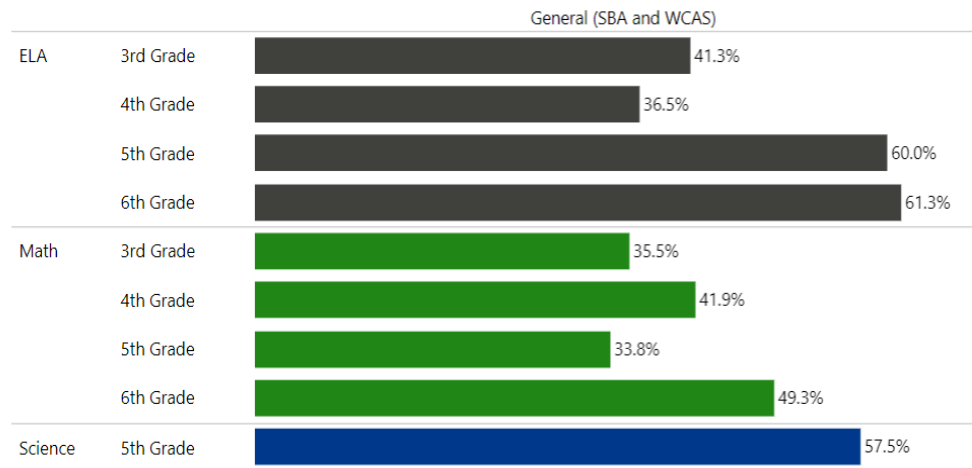
Student Demographics and Information (School % / District %) from Prior Years																Staff Information from Prior Years					
Year	FTE	F & R	H	ELL	M	SpEd	A	MB	HL	D	E1	E2	E4	E6	E10	FTE	Cert	Para	Office	Maint	Adm
2018-19	454	76/59	46/47	27/17	10/11	15/13	90/86	4/4	4/4	4/4	39/19	33/30	22/17	6/16	0/18	52.5	33	15	1	2	1.5
2019-20	454	76/58	48/48	28/17	8/10	15/13	90/86	2/3	4/4	2/8	64/19	27/33	9/10	0/16	0/18	51.5	30	17	1	2	1.5
2020-21	390	64/56	54/50	31/17	8/10	15/13	94/92	11/3	1/2	NA	NA	NA	NA	NA	NA	49	27.5	17	1	2	1.5
2021-22	433	64/61	45/51	19/17	4/11	12/13	80/76	3/3	3/3	NA	NA	NA	NA	NA	NA	48.2	29	14	1	2.2	2.0
2022-23	543	73/67	47/52	21/19	5/12	15/14	72/58*	3/2	4/3	NA	NA	NA	NA	NA	NA	49.5	27.8	15.5	2	2.2	2.0



*Data from HomeRoom as OSPI data has not been updated.

Student Testing Information

Lee Elementary 2022-23

What percent of students met grade level standards?



District or Building Goal & Supporting Strategy/Activity	Progress/Data
<p>In support of District Strategic Goal #2 INSTRUCTION Students meet or exceed average at each age/grade level, including graduation rates, when compared with students from districts having similar demographics.</p> <p>ESSENTIAL STRATEGY #4 - Providing a clear and intentional focus on subject matter content and curriculum. Goal: Improve grade level mathematical skills in the domain of geometry for grades 1st - 6th from 10% of all students on grade level to 75% of all students on grade level as measured by iReady math assessments.</p>	<p>The percentage of students meeting this goal was 44%. While this goal was not met at 75%, the data shows a decrease in the amount of students that are two to three grades below in red and an increase of students that are on or above grade level standard in the Geometry domain in green. The yellow indicates students who are close to grade level standards. We were able to move the percentage of students proficient in the domain of Geometry from 10% to 44% by focusing on specific GLAD units and strategies at all grade levels.</p> <p>Fall</p>  <p>Spring</p> 
<p>In support of District Strategic Goal #2 INSTRUCTION Students meet or exceed average at each age/grade level, including graduation rates, when compared with students from districts having similar demographics.</p> <p>ESSENTIAL STRATEGY #4 - Providing a clear and intentional focus on subject matter content and curriculum. Goal: Improve grade level ELA skills identified by SITE Council targets.</p>	<ul style="list-style-type: none"> • Kindergarten students will be able to identify all letter sounds including short and long vowels from 0% proficiency to 90% proficiency by May 2022. The percentage of students meeting this goal was 78.05%. While this goal was not met the data shows continuous growth throughout the year. • First grade students will be able to orally produce single syllable words by blending phonemes from 27% of students proficient in September to 90% proficiency by June 2023. (RF1.2B) The data shows 94% of first grade students met proficiency. • Second grade students will be able to read with sufficient accuracy and fluency to support comprehension from 11% of students proficient in September to 90% proficiency by June of 2023. (RF2.2). 53.85% of students were proficient. While this goal was not met, the data shows an increase of over 40% of students meeting proficiency. • Third grade students will be able to determine the main idea of informational text and give 2 key details to support the main idea from 0% of students proficient in September to 90% proficiency by June of 2023. (RI3.2). 40.54% of students met this goal. While this goal was not met, 64% of the students were far from proficient at the beginning of the year, and only 10% were far from proficient showing that 89% of the students were proficient or close to proficient. • Fourth grade students will be able to determine the main idea of a text and explain how it is supported by key details from 11% of students proficient in September to 90% proficiency by June of 2023. (RI4.2). 70.27% of students met this goal. • Fifth grade students will be able to determine the meaning of words and phrases as they are used in a text, including figurative language such as metaphors and similes from 20% of students proficient in September to 90% proficiency by June 2023. (RL5.4). 78.75% of students met this goal. • Sixth grade students will be able to cite textual evidence to support analysis of what the text says explicitly as well as inferences drawn from the text from 26% of students proficient in September to 90% proficiency by June 2023. (R6.1). 50.75% met this goal.

BOARD OF DIRECTORS
REGULAR MEETING MINUTES
January 8, 2024

CALL TO ORDER & PLEDGE OF ALLEGIANCE

On Monday, January 8, 2024, the regular meeting of the Eastmont School District Board of Directors was called to order by Board President Meaghan Vibbert at 4:00 p.m. in the Grant Elementary School Library, 1430 1st Street SE, East Wenatchee.

ATTENDANCE

Present:

Meaghan Vibbert, Board President
Jason Heinz, Board Vice President
Whitney Smith, Board Director
Becky Berg, Board Secretary/Superintendent
Brandy Fields, Superintendent's Secretary

Also Present:

District staff, community members, and two media personnel

APPROVE AGENDA/MODIFICATIONS

Superintendent Becky Berg reported there were no modifications to the Agenda.

MOVED by Director Heinz and SECONDED by Director Smith to approve the Agenda for January 8, 2024. The motion CARRIED unanimously.

PUBLIC COMMENT

Instructions for public comment were provided next to the sign-in sheet. The following individual completed the sign-in sheet for Public Comment:

- Mayor Jerrilea Crawford thanked the new Board Directors and extended the offer of continued collaboration between the City of East Wenatchee and the District.

OATH OF OFFICE

Superintendent Berg administered an Oath of Office to:

- Lauren Mieke, Director District #1 - Eastmont North
- Jacob Burkhart, Director District #4 - At-Large

REORGANIZATION OF THE BOARD

President Vibbert requested a motion for WIAA Representative for a one-year term.

MOVED by Director Heinz and SECONDED by Director Mieke to nominate Director Burkhart to serve as the WIAA Representative for a one-year term. The motion CARRIED unanimously.

STUDENT RECOGNITION

- A. Student Recognition.
Grant students recognized for leadership and growth were presented with certificates: Ashley Estrada-Moreno, Oliver Akers, and Asher Delp.

BUILDING AND PROGRAM REPORT

- A. Conversation with Grant Elementary School Staff.
Grant Elementary School staff shared information with the Board on their recent challenges and accomplishments. They also answered questions from the Board.

- B. Grant Elementary School Building Report.
Principal Kirsten Mittelstaedt and Assistant Principal Caitlin Walters spoke about the staff and their experience at Kenroy.

BOARD & SUPERINTENDENT INFORMATION

- A. Board News.
Director Smith shared the Washington State Legislature 2024 session started earlier that day and there are three bills she is tracking. She also has meetings set-up with Senator Short and Representative Kress later on in the week. Director Vibbert shared information about 12 high school senior girls participating in the Apple Blossom Royalty Selection process.

- B. Superintendent News.
Superintendent Berg shared she would update the Board during her upcoming report.

CONSENT AGENDA

- A. Approval of minutes. The Board of Directors approved the minutes from the regular meeting held on December 11, 2023.

- B. Payment of bills and/or payroll. The Board of Directors approved the following checks, direct deposits, or wire transfers listed on check summaries dated January 8, 2024:

Warrant Numbers	Total Dollar Amount
7134813-7134813	\$11,592.96
7134814-7134825	\$16,494.62
7134826-7134828	\$375.11
7134829-7134829	\$122.97
7134830-7134840	\$1,980.95
7134841-7134970	\$722,579.52
7134971-734993	

900150920-900151827	\$6,734,510.71
7134994-7135015	\$1,187,274.84
7135016-7135016	\$2,486.92
7135017-7135017	\$3.65
7135018-7135018	\$458.47
7135019-7135019	\$73.96
7135020-7135020	\$25.00
7135021-7135022	\$57.71
7135023-7135113	\$331,735.28
202300046-202300046	\$3,229.40

- C. Approval of personnel action. The Board of Directors approved the Personnel Action Items dated January 8, 2024.
- D. Approval of surplus. The Board of Directors approved the following surplus request:
 - 1. Eastmont Transportation Department items.
- E. Approval of travel. The Board of Directors approved the Staff Travel Requests dated January 8, 2024.
- F. Review of policy. The Board of Directors reviewed the following policy for a First Reading:

<i>Section</i>	<i>Number</i>	<i>Title</i>
3000 Students	Policy No. 3122	Excused and Unexcused Absences

- G. Approval of policy. The Board of Directors approved the following policy for a Second Reading/Adoption:

<i>Section</i>	<i>Number</i>	<i>Title</i>
3000 Students	Policy No. 3231	Student Records

- H. Review of report. The Board of Directors received the Monthly Student Enrollment Report.

MOVED by Director Smith and SECONDED by Director Heinz to approve Consent Agenda Items #A-H. The motion CARRIED unanimously.

REPORT

- A. Superintendent’s Verbal Report on Goals.
Superintendent Berg gave the Board a report on her goals.

FUTURE AGENDA ITEMS

None at this time.

ADJOURNMENT

MOVED by Director Heinz and SECONDED by Director Burkhart to adjourn the meeting. The motion CARRIED unanimously.

The meeting adjourned at 5:19 p.m.

Approval:

Chairperson	Date	Secretary	Date
-------------	------	-----------	------

TO: Board of Directors
FROM: Kayla Brown, Executive Director of Human Resources
SUBJECT: Personnel Action Items
DATE: January 22, 2024

CATEGORY

Informational Discussion Only Discussion & Action Action

BACKGROUND INFORMATION AND ADMINISTRATIVE CONSIDERATION

Resignations/Separation

The following people have notified us of their plans to resign for the 2023-2024 school year:

Last Name	First Name	School	Position
Jewett	Joy	Clovis Point	Para/.5 year
Verduzco	Cinthia	High School	Secretary/5.4 years

New Hire

The following person has been offered tentative employment for the 2023-2024 school year:

Last Name	First Name	School	Position
Falconer	Tiffany	District	School Nurse

ATTACHMENTS

None

FISCAL IMPACT

Personnel Expenditure

RECOMMENDATION

The administration recommends approval of the Personnel Action Items listed above.



EASTMONT SCHOOL DISTRICT

Relationships, Relevance, Rigor, Results

509.884.7169 • FAX: 509.884.4210 • WWW.EASTMONT206.ORG
800 EASTMONT AVE. • EAST WENATCHEE, WA 98802

TO: Board of Directors
FROM: Becky Berg, Superintendent
SUBJECT: Request for Surplus
DATE: January 22, 2024

CATEGORY

Informational Discussion Only Discussion & Action Action

BACKGROUND INFORMATION AND ADMINISTRATIVE CONSIDERATION

Eastmont Technology Department staff request the attached list of items to be declared as surplus, because they are no longer being used or at the end of life.

ATTACHMENTS

None

FISCAL IMPACT

Revenue, if sold

RECOMMENDATION

The administration recommends the Board authorize said property as surplus.

Technology Dept Surplus
January 2024

Asset Tag	Model	Serial Number	Location	Room
20592	Hitachi CP-EW301N	F5HU00494	Eastmont High School	512
21848	Lenovo 10FG Tiny i7	MJ04S046	Technology	9th St Shed
21852	Lenovo 30AU Xeon	MJ059V17	Technology	9th St Shed
22802	eBeam EDGE PLUS WIRELESS	D5E5BN00357	Technology	Tech Shed
23473	Google Pixel 3A	SIM ID 89148000005152071866	Technology	Tech Shed
23474	Google Pixel 3A	SIM ID 89148000005056223605	Technology	Tech Shed
23475	Google Pixel 3A	SIM ID 89148000005056223472	Technology	Tech Shed
23476	Google Pixel 3A	SIM ID 89148000005056225915	Technology	Tech Shed
23477	Google Pixel 3A	SIM ID 89148000005056223563	Technology	Tech Shed
28436	AOpen Chromebox Commercial	91DED00GA2082900693LMA0	Grant Elementary School	
28437	AOpen Chromebox Commercial	91DED00GA2083600347LMA0	Technology	9th St Shed
34455	Apple iPhone XR	DX4CG3TQKXKN	Technology	Tech Shed
34586	Google Pixel 3A	po	Technology	Tech Shed
35546	AverMedia M15W	5.31031E+12	Technology	Office
39796	Apple iPhone 12	HT2JNA4D0DXP	Technology	Tech Shed
42280	Lenovo E31 3690	MJ59BX6	Technology	9th St Shed
x22	Hytera Radios			
x1	Hytera Model BL1504 Battery			
x27	Hytera Radio Individual Chargers			
x1	Hytera MCA05 6-Radio Charging Station			
x2	Samsung E1920X Computer Monitor			
x4	Lenovo LT1953wA Computer Monitor			
x1	Samlex Desktop Switching Power Supply SEC-1212	03051-1433-0685		
x1	Hytera MD782 U(1) Digital Mobile Radio			
x1	Multicom 2000- Admin Display Phone MCDS4			
x1	ASUS VE228H Computer Monitor (Broken)	G7LMQS004252		
x1	Samsung B2230 Computer Monitor (Broken)	PU22H9CZ506029L		
39458	Epson ST-C4100	X8ET006763	Eastmont High School	700 IDF
x1	Epsot ET-2760		Eastmont High School	700 IDF
x1	Epson ET-3850		Eastmont High School	700 IDF
x1	HP LaserJet Pro 500 color MFP M570dn	CNB9HCP29J	Eastmont Junior High Sch	Tech Closet
x5	Hytera bldg repeater equipment and all associated parts		Cascade/Lee/CPES/EJHS/Rock Island	



EASTMONT SCHOOL DISTRICT

Relationships, Relevance, Rigor, Results

509.884.7169 • FAX: 509.884.4210 • WWW.EASTMONT206.ORG

800 EASTMONT AVE. • EAST WENATCHEE, WA 98802

TO: Board of Directors

FROM: Becky Berg, Superintendent

SUBJECT: Field Trip Request – All 6th graders to Outdoor Educational Experience

DATE: January 22, 2024

CATEGORY

Informational Discussion Only Discussion & Action Action

BACKGROUND INFORMATION AND ADMINISTRATIVE CONSIDERATION

As you know, field trips which take students overnight and/or out-of-state, must have Board approval.

Executive Director Kim Browning is seeking the Board's permission to take all of the 6th grade classes (approximately 550 students) overnight for two nights to Outdoor Educational Experiences at YMCA Lake Wenatchee Camp. This will take place between April 10 – April 26, 2024. In addition to the students, there will be 38 staff chaperones in attendance. The cost to the students to attend is \$20 with miscellaneous charitable funds available. The remaining costs will be paid for from an educational grant. A copy of the request is enclosed.

ATTACHMENTS

Field Trip Request Form

FISCAL IMPACT

Educational Grant

RECOMMENDATION

The administration recommends approval of this overnight field trip request for all of the 6th grade classes to Outdoor Educational Experiences.

REQUEST FOR SCHOOL BOARD APPROVAL FOR OUT-OF-STATE AND/OR OVERNIGHT FIELD TRIP

Please complete this form at least **four weeks** in advance of trip and no less than three weeks prior to School Board meeting. All necessary arrangements must be approved by principal or designee.

Person in Charge of Trip: Kim Browning Today's Date: 1/14/24

School All Eastmont Elementary Schools Group/Class: All 6th Grade Classes Grade(s): 6th grade

Number of Students: 550 No. of Chaperones: Staff 38 Parents _____ Volunteers _____
(All volunteers must have a WA State Patrol check and completed Criminal History Disclosure form on file prior to any unsupervised contact with students.)

Purpose of Trip: Outdoor Educational Experience

Destination: YMCA Lake Wenatchee Camp

Address: 15263 N Shore Dr A, Leavenworth, WA

Date of Trip: Departure Various starting 4/10/24 Return Various ending 4/26/24

Time of Trip: Departure 8:45 AM Return 2:45 PM

Will any staff member:

Yes No Receive any form of pay or remuneration for any trip-related expenses? If "Yes" please describe in detail who will receive pay or remuneration and its source.

Yes No Miss days of work? If "Yes" provide information about the number of days and the plan for accounting for them.

Estimated Cost Breakdown:

Funding Source/Budget Code:

Registration/Fee \$ _____
Substitutes \$ _____
Transportation \$ 8,311.24
Lodging \$ 74,424.00
Meals \$ _____
Miscellaneous \$ 18,000.00
Total Trip Cost \$ 100,735.24

Outdoor Education Subsidy

Total Cost to District: \$ _____

Kim Browning 1/18/24
Signature of Accountable Administrator Date

ASB Funded: Yes No ASB Signature/Approval (if applicable) _____ Date _____

Total Cost Student Pays to Attend: \$ 20 Describe monetary assistance in place for students and families in need: (specific description of how this assistance is communicated, accessed and funded)
TBD

Please attach to this form:

1) Itinerary, 2) Event Information, 3) Completed Checklist from Page 1.

(Itinerary should include: departure time and place; major events and/or planned stops; mode of transportation; accommodations; return time and place).

Signature/Approval Building Administrator: _____ Date: _____

OVERNIGHT AND/OR OUT-OF-STATE SCHOOL FIELD TRIP CHECKLIST

- 1. Information on Field Trip
 - a. Teacher/Advisor in Charge: Elementary Assistant Principals
 - b. Dates and Times: April 10th-April 26th
 - c. Destination: YMCA Lake Wenatchee Camp
 - d. Purpose of the Field Trip: Outdoor Educational Experience

- 2. Funding for the Field Trip
 - a. Secure. Budget Code: Outdoor Education Subsidy
 - b. NOT Secure. Fund Raising Plan Approval:
 - i. ASB Approval: _____
 - ii. Principal Approval: _____
 - iii. Executive Director of Finance Approval: _____

- 3. Arrangements
 - a. Student Participant List
 - b. Nurses Approval
 - c. Approved Chaperone List
 - d. Transportation Plan
 - e. Itinerary including meals
 - f. Sleeping Arrangements Plan and Bed Check Time(s)

- 4. Permission
 - a. Student Information Meeting Date: TBD
 - b. Student Agreement signature forms: TBD
 - c. Parent Permission Consent for Students to participate: TBD
 - d. Chaperone Training Completion Date: TBD

- 5. Emergency Procedures
 - a. Medical Emergency Cards
 - b. Emergency Communication List and Plan

- 6. Signatures for Approval

Trip Supervisor Signature: _____ Date: _____

Responsible Administrator: _____ Date: _____

Principal: _____ Date: _____



Day 1 Camp Schedule



7:45	Students arrive at school - meet in the gym (Load buses)
8:00	Depart
9:00	Arrive
9:45	Depart
11:45	Arrive at
12:30	Arrive at camp, move into rooms
1:00 - 4:50	Plot Studies
5:10	Dinner
5:45	Announcements
6:00 - 6:30	Journal time
6:30 - 7:00	History of (camp location)
7:00 - 9:00	Recreation/Pool Hall/Bowling/ Ice cream
9:00	Return to rooms
9:30	Lights out
10:00 - 11:30	Mentor free time / Skit preparation
11:30	Staff Meeting

Plot Studies

- A) Friendship Bracelets in (room # or name)
- B) Teamwork - Meet at the gym (rec area)
- C) Tour of (camp location)

Day 2 Camp Schedule



7:00	Out of bed / Clean up
7:30	Breakfast
8:15	Announcements
8:30 - 11:30	Plot Studies
12:00	Lunch
12:30	Announcements
12:40 - 1:30	Skit Preparation
1:30 - 4:25	Plot Studies
4:25 - 5:00	Journal Time/personal clean up
5:45	Announcements
6:00 - 6:30	Journal Time
6:30 - 7:30	Skit presentations
7:30 - 9:00	Bowling/Pool Hall/Ice Cream
9:00	Return to rooms
9:30	Lights out
10:00 - 11:30	Mentor free time
11:30	Staff Meeting



Plot Studies

#1 Forest Resources Instructor: Mr. Rick Acosta Location: Outside dining hall	#6 Glaciers Instructor: National Park Rangers Location: Meet outside creekside room
#2 Ecology: Stream Instructor: Phil Archibald Location: Meet outside snack bar	#7 Hike to 10 Mile Falls Instructor: school Staff Location: Bottom of Chalet Hill
#3 Wolf Box/Large Animals Instructor: Mr David Reynolds Location: Meet at loading area	#8 Garbology Instructor: Mr Marv Dunbar Location: Meet at loading area
#4 Ethno-Biology Instructor: Ms Mallory Lenz Location: Meet outside dining hall	#9 Arts & Crafts - Tie Dye T Shirts Instructor: school staff Location: Arts & Crafts center
#5 Animal Tracking Instructor: Bill Gaines/Susan Thomas Location: Bottom of Chalet Hill	

Day 3 Camp Schedule

7:00	Out of bed / Clean up
7:30	Breakfast
7:50	Announcements
8:00 - 8:30	Clean rooms and bring luggage to loading area
8:30 - 11:45	Plot Studies
12:00	Lunch
12:20	Announcements
12:30 - 1:30	Journal writing & Free time (If time permits)
1:30	Load Buses
1:45	Depart Holden
2:30	Depart Lucerne
4:45	Arrive at Field's Point
6:00	Arrive at school for parent pick up

Day 3 Plot Studies
 (by class rather than by cabin groups)

	8:35 - 9:35	9:40 - 10:40	10:45 - 11:45
National Park Oh Deer Ranger: National Park Ranger Location: Gym			
Web of Life			



Eastmont School District

Relationships, Relevance, Rigor, Results

Instructor: school Staff Location: Loading area			
Illustrated Nature Poems Instructor: Teachers Location: Creekside Room			

DRAFT 2024



EASTMONT SCHOOL DISTRICT

Relationships, Relevance, Rigor, Results

509.884.7169 • FAX: 509.884.4210 • WWW.EASTMONT206.ORG

800 EASTMONT AVE. • EAST WENATCHEE, WA 98802

TO: Board of Directors

FROM: Becky Berg, Superintendent

SUBJECT: Approval of the following policy for Second Reading/Adoption:

Section	Number	Title
3000 Students	Policy No. 3122	Excused and Unexcused Absences

DATE: January 22, 2024

CATEGORY

Informational

Discussion Only

Discussion & Action

Action

BACKGROUND INFORMATION AND ADMINISTRATIVE CONSIDERATION

Attached are draft changes to Policy No. 3122 Excused and Unexcused Absences for a second reading. In our continuing efforts to have policies that are updated when changes in laws occur or to reflect our current practices, we have reviewed WSSDA's suggested language updates and our administrators recommend approval of these changes to Policy No. 3122 Excused and Unexcused Absences.

No corrections, changes, or concerns have been identified by a Board Member.

ATTACHMENTS

Draft policy

FISCAL IMPACT

None

RECOMMENDATION

The administration recommends approval of the Policy No. 3122 Excused and Unexcused Absences for second reading/adoption.

EXCUSED AND UNEXCUSED ABSENCES

It is the policy of the Eastmont School District Board of Directors that consistent attendance is essential to the success of all of our students. Students who miss critical instruction in key concepts quickly fall behind in school and are less likely to achieve academic success. ~~Accordingly, school attendance is mandatory, and unexcused absences and truancy are prohibited within Eastmont School District.~~ Students are expected to attend all assigned in-person classes each day or participate in all assigned remote instructional activities; except when there are necessary reasons for students to be absent. Upon enrollment and at the beginning of each school year, the District will inform students and their parents/guardians of this expectation, the benefits of regular school attendance, the consequences of truancy, the role and responsibility of the District in regard to truancy, and resources available to assist the student and their parents and guardians in correcting truancy. The District will also make this information available online and will take reasonable steps to ensure parents can request and receive such information in languages in which they are fluent. Parents will be required to date and acknowledge review of this information online or in writing.

~~To combat unexcused absences and truancy, all schools in Eastmont are dedicated to providing racially, culturally, and age appropriate instruction and interventions and supports to remove barriers to consistent daily attendance. Furthermore, all schools in Eastmont are dedicated to increasing the meaningful involvement of families in all aspects of their students' lives, including in the reduction of absences.~~ Regular school attendance is necessary for mastery of the educational program provided to students of the District. At times, students may be absent from class. Educators and administrators have a responsibility to monitor absences to determine if students and families need support. School staff will keep a record of absence and tardiness, including a record of excuse statements submitted by a parent/guardian, or in certain cases, students, to document a student's excused absences.

~~Eastmont School District believes that school-based interventions and supports allow schools to address the needs and barriers of specific students, and allow families to become directly involved in their student's school life. Additionally, interventions and supports are an important supplement to school-based interventions.~~ WAC 392-401A-045 requires school districts to implement minimum requirements of a multitiered system of support for attendance to address barriers to student attendance, provide timely interventions and best practices to reduce chronic absenteeism and truancy. Generally, judicial action will be the final intervention ~~utilized~~ used.

The superintendent/designee is granted the authority to develop procedures in order to implement this policy.

Cross References:

Board Policy 3120	Enrollment
Board Policy 3230	Student Privacy and Searches
Board Policy 3240	Student Conduct
Board Policy 3241	Classroom Management, Discipline, and Corrective Actions
Board Policy 4218	Language Access Plan

Legal References:

RCW 13.34.300	Relevance of failure to cause juvenile to attend school to neglect petition
RCW 28A.225	Compulsory school attendance and admission
Chapter 392-401 WAC	Statewide definition of absence, excused and unexcused

Management Resources:

Policy & Legal News, July 2023
Policy & Legal News, June 2022
Policy Alert, September 2020
Policy & Legal News, August 2018
Policy & Legal News, July 2017
Policy & Legal News, July 2016
Policy & Legal News, June 2015
Policy & Legal News, December 2012
Policy News, December 2011
Policy News, June 2001



Eastmont School District

**2023-2024
BUDGET STATUS REPORT
DECEMBER 2023**

Caryn Metsker
Executive Director of Financial Services
January 22, 2024

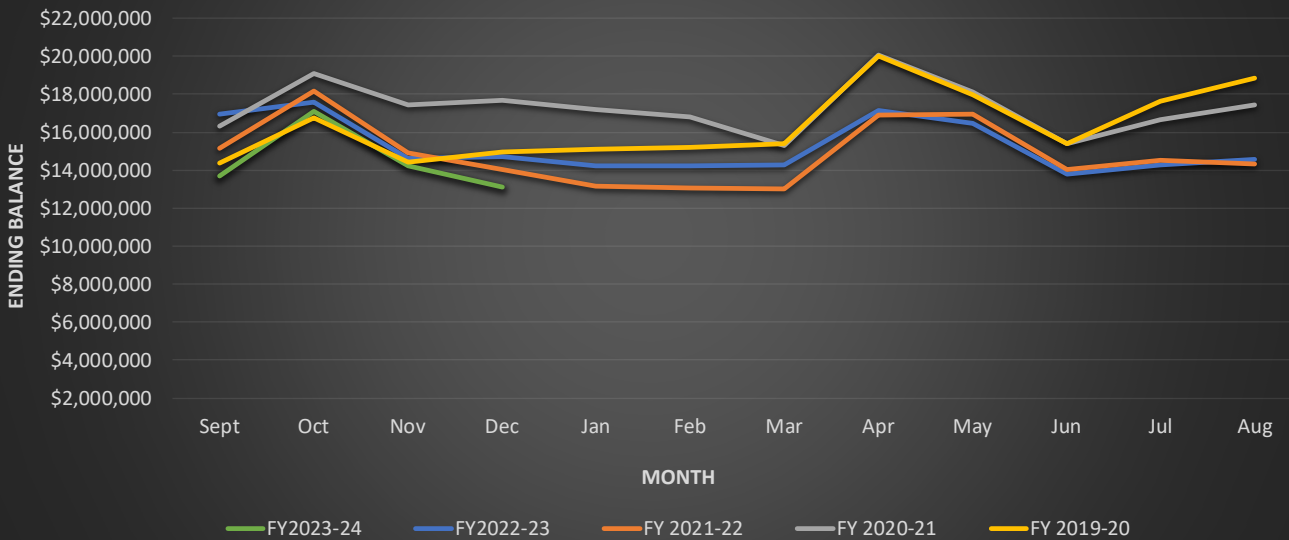
GENERAL FUND

GENERAL FUND SUMMARY

	2022-2023 Actual Year End	2023-2024		
		Budget	Actual Y.T.D.	Budget Remaining
Beginning Fund Balance	14,512,954	12,294,732	12,658,297	
Revenues				
1000 Local Taxes	11,346,410	11,700,560	4,811,708	
2000 Local Non-Tax	1,237,194	963,000	394,932	
3000 State, General Purpose	55,420,929	61,245,000	17,708,923	
4000 State, Special Purpose	16,043,400	17,243,629	5,182,377	
5000 Federal, General Purpose	1,738	1,801	-	
6000 Federal, Special Purpose	16,039,098	11,630,244	2,636,640	
7000 Revenues from Other Districts	62,131	50,000	-	
8000 Revenues from Other Agencies	2,065	-	-	
9000 Other Financing	76,246	20,000	11,313	
Total Revenues	100,229,211	102,854,234	30,745,893	
Expenditures				
00 Regular Instruction	51,351,640	55,785,633	18,748,614	37,037,019
10 Federal Stimulus	7,568,327	3,242,609	1,111,707	2,130,902
20 Special Education Instruction	11,145,916	11,831,446	4,016,840	7,814,606
30 Vocational Instruction	4,490,263	4,247,509	1,448,910	2,798,599
50 & 60 Compensatory Education	8,458,741	7,463,740	2,523,853	4,939,887
70 Other Instructional Programs	423,814	444,849	148,608	296,241
80 Community Services	490,790	474,549	174,502	300,047
90 Support Services	17,723,829	18,517,889	6,763,230	11,754,659
Sub Total Expenditures	101,653,319	102,008,224	34,936,265	67,071,959
Other Fin. Uses - Transfers Out GL 536 (to other funds)	430,550	768,025	768,025	-
Total Expenditures	102,083,869	102,776,249	35,704,290	67,071,959
Ending Fund Balance	12,658,297	12,372,717	7,699,900	
Fund Balance Detail:				
Restricted for Other Items	40,000	40,000	40,000	
Restricted for Carryover	1,653,069	250,000	1,653,069	
Nonspendable (Inventory/Prepaid Exp)	130,520	20,000	-	
Assigned to Other Purposes	2,641,147	3,157,617	3,150,488	
Unassigned Fund Balance	61,295	683,000	-	
Unassigned Minimum Fund Bal Policy	8,132,265	8,222,100	2,856,343	
Ending Fund Balance	12,658,297	12,372,717	7,699,900	

- Revenue (YTD): \$30,745,893
 - Federal grants not claimed yet, as we were waiting on approval from OSPI. The District can start claiming in December and will see the revenue reimbursements starting in January
 - Property Tax Collections = \$4.8 million
 - State Apportionment = \$17.7 million
- Expenditures (YTD): \$35,704,290
 - Labor costs make up approximately 83% of the expenditures (\$29 million)
 - Salary and benefits are only \$250,000 more than last year at this time
 - Fund balance is projected to about around \$11 million at the end of the year.

GENERAL FUND MONTH END CASH & INVESTMENT PER COUNTY TREASURER



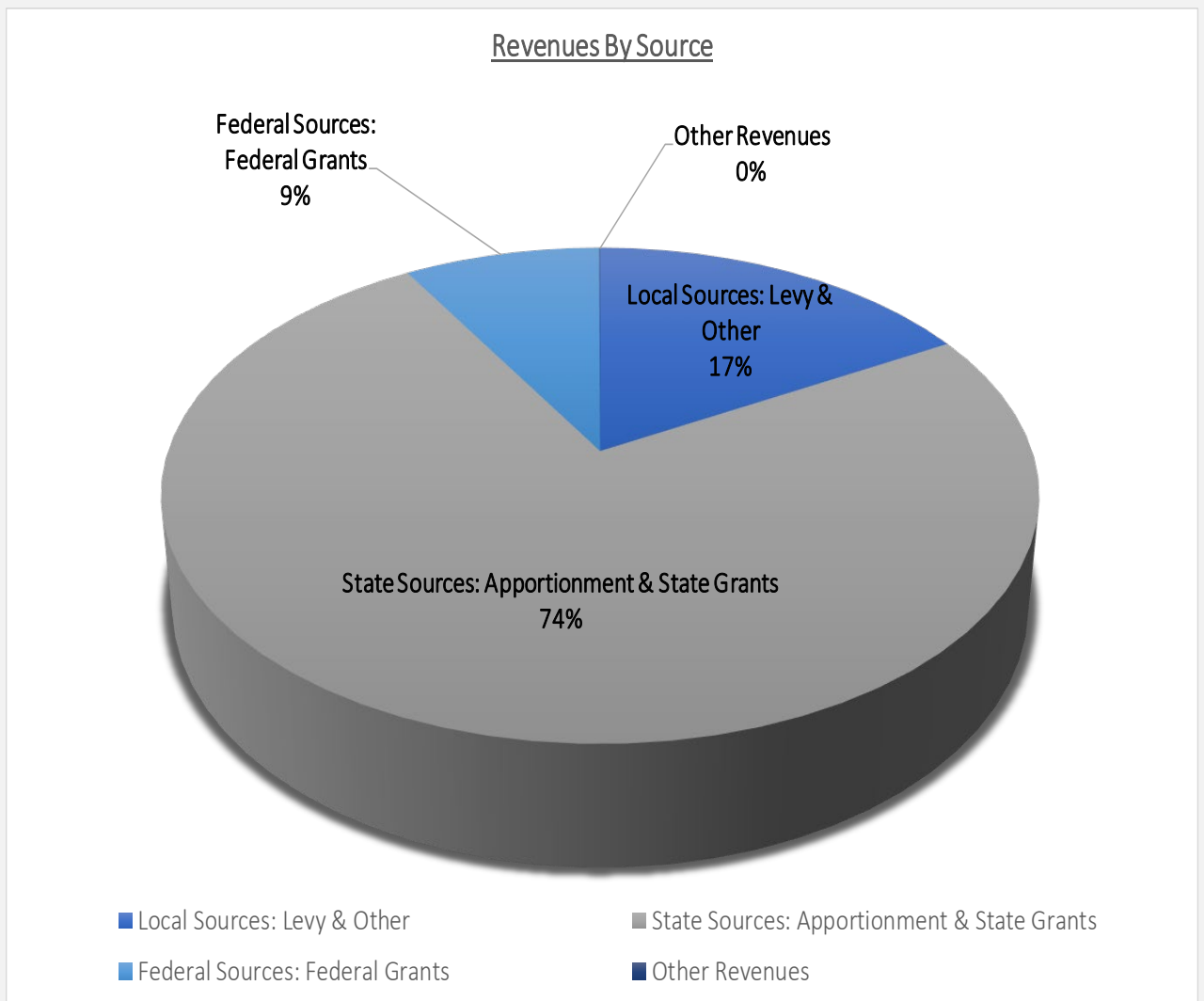
❖ The chart above compares the Cash and Investments for the District. This money is held with the Douglas County Treasurer. This account is reconciled on a monthly basis.

Per Pupil Expenditures Previous YTD to Current YTD Comparison



❖ The chart above is comparing per pupil expenditures from December of 2022 to December 2023 based on student enrollment for the particular month shown.

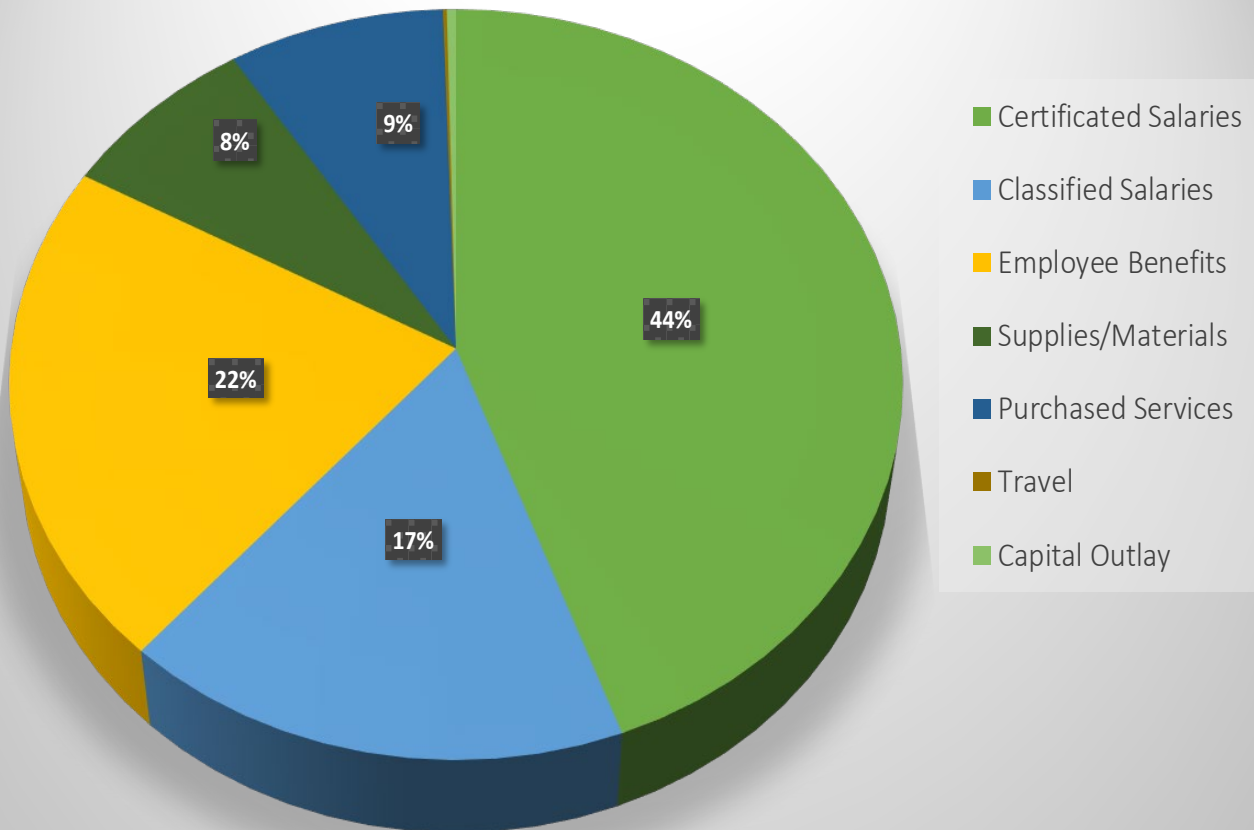
Revenue Type	Totals
Local Sources: Levy & Other	\$5,206,639.69
State Sources: Apportionment & State Grants	\$22,891,300.40
Federal Sources: Federal Grants	\$2,636,640.07
Other Revenues	\$11,312.50
Grand Total	\$30,745,892.66



EXPENDITURES BY OBJECT

OBJECT	DESCRIPTION	Budget	Percent	Actual	Percent
2	Certificated Salaries	44,401,844	43.5%	15,539,926	44.5%
3	Classified Salaries	17,790,645	17.4%	5,908,659	16.9%
4	Employee Benefits	22,540,010	22.1%	7,569,063	21.7%
Total Salaries & Benefits		84,732,499	83.1%	29,017,648	83.1%
5	Supplies/Materials	9,133,759	9.0%	2,735,769	7.8%
7	Purchased Services	7,409,430	7.3%	3,000,359	8.6%
8	Travel	80,878	0.1%	52,428	0.2%
9	Capital Outlay	650,057	0.6%	126,930	0.4%
0	Debit Transfer	201,600	0.2%	110,715	0.3%
1	Credit Transfer	(201,600)	-0.2%	(110,715)	-0.3%
Total Operating Costs		17,274,125	16.9%	5,915,486	16.9%

TOTAL EXPENDITURES BY OBJECT		\$ 102,006,624	100.0%	\$ 34,933,134	100.0%
-------------------------------------	--	-----------------------	---------------	----------------------	---------------



PROJECTED PROGRAM REVENUES AND EXPENDITURES

Program	Description	Revenue	Year to Date Expenditures	Projected Annualized	Gain/(Loss)
01 - 0	Basic Education - Apportionment	39,361,544	18,118,989	40,847,385	(1,485,841)
01 - 1	Basic Education - Levy	12,067,000	4,661,826	12,067,000	(0)
0200	Alternative Learning Experience	1,058,275	402,036	1,058,275	-
9700	District Wide Support	10,611,760	4,880,397	10,611,760	-
<i>Total BEA</i>		63,098,578	28,063,247	64,584,420	(1,485,841)
0900	Transitional Kindergarten	512,447	227,589	669,639	(157,192)
1300	ESSER III - 159	3,260,000	850,024	3,260,000	(0)
1400	ESSER III - Learning Recovery	1,000,000	261,683	1,000,000	(0)
1900	COVID 19 - School Health Workforce	150,000	-	150,000	-
2100	Special Education	9,163,624	3,629,190	10,016,228	(852,605)
2400	Special Education - Federal	1,321,591	387,650	1,321,591	0
3100	Vocational Secondary (CTE)	3,239,211	1,096,488	1,909,891	1,329,320
3400	Vocational Middle School (CTE)	1,203,613	348,026	943,406	260,207
3800	Vocations - Perkins Grant (CTE)	58,192	4,397	4,397	53,795
5100	Title I	1,600,000	419,458	1,307,253	292,747
5200	Title II	210,305	65,336	87,836	122,470
5300	Migrant	741,783	228,085	651,770	90,013
5500	LAP & LAP HP	4,160,930	1,111,455	3,710,930	450,000
5600	N & D State (Canyon View)	153,462	40,078	116,793	36,670
5700	N & D Federal (Canyon View)	87,139	12,960	27,137	60,002
5800	TPEP & Special Pilot Programs - OSPI	150,000	51,772	150,000	-
6400	Limited English Proficiency (LEP)	240,000	66,541	132,458	107,542
6500	Bilingual	1,742,731	528,169	1,520,421	222,310
7400	Highly Capable	176,307	46,713	135,260	41,047
7900	Gear Up	314,722	101,895	288,384	26,338
8800	Preschool	115,000	161,328	437,595	(322,595)
8900	Other Community Services	50,000	13,174	13,174	36,826
9800	School Food Service	2,827,801	1,077,801	2,827,801	-
9900	Transportation	2,114,970	805,031	2,389,430	(274,460)
<i>Total Categorical</i>		34,593,828	11,534,843	33,071,396	1,522,432
		\$97,692,407	\$39,598,090	\$97,655,816	\$36,591

- ❖ Revenue: The amounts in this column are what we are anticipating to receive this year. It will be updated as we move through the year. Some programs, the revenue is dependent on enrollment and it will change month to month. It is subtle, and does not usually have a significant impact on a program.
- ❖ Year to Date Expenditures: This column shows what has been spent on the specific program through the current month reported.
- ❖ Projected Annualized: This will increase as we move further along in the year. The amounts in the column are year to date actual expenditures, plus projected expenditures. The salary and benefits of staff are projected throughout the year so we can anticipate the over all costs of the programs.

EXPENDITURES BY ACTIVITY

Activity		Budget	Actual (Annualized)	Difference
No.	Name			
22	Learning Resources	892,898	1,016,256	(123,358)
24	Guidance/Counseling	2,855,067	2,823,933	31,134
25	Pupil Management/Safety	2,554,707	1,866,650	688,057
26	Health	4,424,993	4,456,025	(31,032)
27	Teaching	55,718,535	50,902,657	4,815,878
28	Extracurricular	2,424,201	1,623,881	800,320
31	Prof. Development	2,285,115	1,131,280	1,153,835
32	Instructional Technology	107,230	59,537	47,693
33	Curriculum	2,451,863	541,101	1,910,762
34	Professional Learning	595,601	369,426	226,175
Total Teaching & Support		74,310,209	64,790,745	9,519,464
42	Food	1,083,719	405,085	678,634
44	Food Service Operations	1,430,946	562,691	868,255
52	Transportation - Operations	1,834,578	1,574,346	260,232
53	Transportation - Maintenance	449,942	524,922	(74,980)
56	Transportation - Insurance	121,784	60,892	60,892
59	Transfers	(200,000)	(107,585)	(92,415)
62	Grounds Maintenance	525,637	426,446	99,191
63	Operations - Building	2,638,205	2,426,506	211,699
64	Maintenance	1,789,462	1,379,584	409,879
65	Utilities	1,000,000	284,020	715,980
67	Building Security	421,935	191,534	230,401
68	Insurance	983,092	491,546	491,546
72	Information Services - Technology	2,463,702	2,565,886	(102,184)
74	Warehouse	22,387	19,083	3,304
75	Motor Pool	245,132	137,786	107,346
83-85	Principal/Interest/Debt	154,000	108,747	45,253
Total Other Support		14,964,521	11,051,488	3,913,033
23	Principal's Office	6,477,338	5,901,594	575,744
Total School Building Admin.		6,477,338	5,901,594	575,744
11	Board of Directors	345,000	56,590	288,410
12	Superintendents Office	625,045	575,410	49,635
13	Business Office	1,085,472	935,981	149,491
14	Human Resources	714,370	581,806	132,564
15	Public Relations	42,000	43,428	(1,428)
21	Supervision Instruction	2,377,992	2,143,324	234,668
41	Food Service Supervision	321,923	191,036	130,887
51	Transportation Supervision	351,954	336,855	15,099
61	Maintenance Supervision	392,399	382,408	9,991
91	Public Activities	-	-	-
Total Central Administration		6,256,155	5,246,838	1,009,317
TOTAL EXPENDITURES BY ACTIVITY		102,008,224	86,990,666	15,017,558

CAPITAL PROJECTS FUND

CAPITAL PROJECTS FUND SUMMARY

		2022-2023 Actual Year End	2023-2024		
			Budget	Actual Y.T.D.	Budget Remaining
Beginning Fund Balance		3,367,975	3,428,179	2,336,962	1,091,217
Revenues					
1000	Local Taxes	5,867,704	2,428,020	2,454,525	
2000	Local Non-Tax	145,244	37,500	43,895	
3000	State, General Purpose	-	-	-	
4000	State, Special Purpose	43,056	-	-	
9000	Other Financing	207,350	768,025	768,025	
Total Revenues		6,263,354	3,233,545	3,266,445	-
Expenditures					
10	Sites	685,995	350,000	398,215	(48,215)
20	Buildings	253,779	-	-	-
30	Equipment	1,724,044	650,000	-	650,000
50	Sales & Lease Expenditure	-	-	-	-
Other Fin. Uses - Transfers Out GL 536		4,630,550	4,603,025	4,603,025	-
Total Expenditures		7,294,367	5,603,025	5,001,240	601,785
Ending Fund Balance		2,336,962	1,058,699	602,167	
Fund Balance Detail:					
Restricted for Bond Proceeds					
Committed for Levy Proceeds		2,184,239	900,476	437,755	
Restricted for State Proceeds		-	-	-	
Restricted from Other Proceeds		152,723	158,223	164,413	
Assigned to Fund Purposes		-	-	-	
Ending Fund Balance		2,336,962	1,058,699	602,167	

- Revenue (YTD): \$3,266,445
 - There will be a decrease in revenue from last year to this year. October 2023 was the last collection of the Capital Project Levy.
- Expenditures (YTD): \$398,215
 - The District transferred funds to the Debt Service Fund for the last non-voted debt payment of \$4.4 million.
 - There are still a few major projects from last year that was approved: Bus Camera Upgrades, Intercom Systems, Stadium Lights and Tennis Courts repairs.
 - A transfer of funds from the General Fund will offset some of the costs to maintain a fund balance of around \$1 million, per board policy.

DEBT SERVICE FUND

DEBT SERVICE FUND SUMMARY

	2022-2023		2023-2024		
	Actual Year End		Budget	Actual Y.T.D.	Budget Remaining
<i>Beginning Fund Balance</i>	14,848,842		16,650,000	16,921,110	
<i>Revenues</i>					
1000 Local Taxes	1,774,497	1,756,690	740,705		
2000 Local Support Nontax	513,000	20,000	199,435		
5000 Federal, General Purpose	775,618	750,000	387,809		
9000 Other Financing Sources	4,630,550	4,603,025	4,603,025		
<i>Total Revenues</i>	7,693,664	7,129,715	5,930,973		-
<i>Expenditures</i>					
Matured Bond Expenditures	4,450,000	6,100,000	4,535,000		1,565,000
Interest On Bonds	1,169,650	1,057,125	630,600		426,525
Bond Transfer Fees	1,746	5,000	-		5,000
Arbitrage Rebate	-	-	-		-
Underwriter's Fees	-	-	-		-
<i>Total Expenditures</i>	5,621,396	7,162,125	5,165,600		1,996,525
<i>Ending Fund Balance</i>	16,921,110		16,617,590	17,686,484	
<i>Fund Balance Detail:</i>					
Restricted for Debt Service	16,921,110	16,617,590	17,686,484		
<i>Ending Fund Balance</i>	16,921,110		16,617,590	17,686,484	

- Revenue (YTD): \$5,930,973
 - Tax Collections = \$740,705
 - December – transfer from Capital Projects of \$4.6 million to payoff the final non-voted debt payment.
- Expenditures (YTD): \$5,165,600
 - In December and June, is when the bond payments, interest and sinking fund payments are made.
 - Final Non Voted Debt Payment made!!

ASB FUND

ASSOCIATED STUDENT BODY FUND SUMMARY

	2022-2023 Actual Year End	Budget	2023-2024 Actual Y.T.D.	Budget Remaining
Beginning Fund Balance	593,784	705,851	672,950	32,901
Revenues				
1000 General Student Body	223,982	468,800	141,098	(82,884)
2000 Athletics	182,581	202,648	123,938	(58,643)
4000 Clubs	114,421	246,004	46,117	(68,305)
6000 Private Monies	38,543	21,900	4,101	(34,442)
Total Revenues	559,527	939,352	315,253	(244,274)
Expenditures				
1000 General Student Body	174,551	420,050	44,405	(130,146)
2000 Athletics	177,787	253,521	52,589	(125,198)
4000 Clubs	108,761	224,659	30,438	(78,322)
6000 Private Monies	19,262	41,400	4,668	(14,594)
Total Expenditures	480,360	939,630	132,100	(348,260)
Ending Fund Balance	672,950	705,573	856,103	
Fund Balance Detail:				
Restricted for Fund Purpose	672,950	705,573	856,103	
Ending Fund Balance	672,950	705,573	856,103	
Ending Fund Balance by School:				
<i>Cascade Elementary</i>	3,200.12		8,775.13	
<i>Clovis Point Elementary</i>	24,298.17		23,762.60	
<i>Grant Elementary</i>	7,701.38		8,416.03	
<i>Kenroy Elementary</i>	10,410.08		10,487.13	
<i>Lee Elementary</i>	8,520.74		9,487.46	
<i>Rock Island Elementary</i>	5,238.67		5,408.79	
<i>Eastmont Junior High</i>	155,101.10		170,465.27	
<i>Sterling Junior High</i>	44,524.33		60,009.77	
<i>Eastmont High</i>	413,955.58		559,291.00	
	\$ 672,950.17		\$ 856,103.18	

TRANSPORTATION FUND

TRANSPORTATION VEHICLE FUND SUMMARY

		2022-2023 Actual Year End	Budget	2023-2024 Actual Y.T.D.	Budget Remaining
Beginning Fund Balance		1,634,823	1,969,706	2,014,597	
Revenues					
2000	Local Support Nontax	72,303	2,000	35,993	
4000	State, Special Purpose	553,511	300,000	-	
9000	Other Financing Sources	-	-	-	
9900	Transfers in From General Ft	250,000	-	-	
Total Revenues		875,814	302,000	35,993	
Expenditures					
30	Equipment	496,040	550,000	-	550,000
Total Expenditures		496,040	550,000	-	550,000
Ending Fund Balance		2,014,597	1,721,706	2,050,591	
Fund Balance Detail:					
Restricted for Fund Purpose		2,014,597	1,721,706	2,050,591	
Ending Fund Balance		2,014,597	1,721,706	2,050,591	

- Revenue (YTD): \$35,993
 - As of November, there has only been interest received. In July, we will get a lump sum payment for Depreciation.
- Expenditures (YTD): \$0
 - There are 3 buses recently received and will be paid in January.
 - This fund is only used to purchase school buses and the turn around time is slow. We hope to see one more bus arrive this year.



Eastmont School District #206 Relationships, Relevance, Rigor, and Results Migrant and Bilingual Programs Report for 2023-24

State Transitional Bilingual Instructional Program (TBIP)

Enrollment	Cascade	Grant	Kenroy	Lee	RI	Sterling/EVA	Clovis	EJHS/EA	EHS/EA	Total
2020-21	73	113	130	111	101	90	99	117	179	1,013
2021-22	105	93	116	85	105	76	138	130	168	1,018
2022-23	141	125	125	125	140	70	138	107	183	1,140
2023-24	149	146	123	113	137	87	136	127	193	1,211

Students Exiting TBIP

Enrollment	Cascade	Grant	Kenroy	Lee	RI	Sterling/EVA	Clovis	EJHS/EA	*EHS/EA	Total
2019-20*	24	30	26	26	18	8	4	7	NA	143
2020-21	13	12	14	14	9	8	12	6	25	113
2021-22^	3	5	4	4	2	0	6	0	4	28
2022-23	6	7	4	3	8	0	12	0	2	42

* = COVID 19 Not all students tested; ^ = New WIDA Test

2023-24 Staff: .45 FTE Administrator, 9.45 FTE Certificated, 4.37 FTE Classified

2022-23 Allocated Revenues & Expenditures: Revenues \$1,768,509.40 Direct Expenditures: \$1,693,722.20

Migrant Education Program (MEP)

Enrollment	Cascade	Grant	Kenroy	Lee	RI	Sterling/EVA	Clovis	EJHS	EHS	Total
2019-20	32	42	48	44	48	125	125	147	194	809
2020-21	41	36	57	47	56	87	120	162	228	834
2021-22	55	32	51	24	47	94	63	165	198	812
2022-23	66	43	60	27	78	90	52	127	248	975

2023-24 Staff: .40 FTE Administrator, 3.85 FTE Certificated, 2.62 FTE Classified

2022-23 Allocated Revenues & Expenditures: Revenues \$713,688.60, Direct Expenditures: \$683,217.12

English Learner Graduation Rates		
Year	Eastmont	State
2019	60.8	62.4
2020	87.1	68.4
2021	82.6	69.8
2022	78.7	85.5
2023	92.0	83.6

Migrant Graduation Rates		
Year	Eastmont	State
2019	81.0	73.6
2020	95.7	75.5
2021	90.9	77.2
2022	82.7	80.0
2023	90.2	78.5

All Grades Proficient – ELPA-21		
Year	Eastmont	State
2019	15.3	14.2
2020	* 15.8	NA Covid
2021	* 8.3	NA Covid
2022	3.0	WIDA Test
2023	4.0	WIDA Test

* = New Test 2022-WIDA statewide decrease

District Goal/Strategy/Activity	Progress to Date/Available Data
(4000 C) Increase Parent Participation in PAC Meetings.	We have parents from each school representing our PAC representative group. We have shifted all meetings to be open to all Parents with an emphasis on building all parents to become Informed Parents invitations will be shared with ALL K-6 students moving forward. Our Migrant PAC team continues to create learning opportunities that help new members feel welcomed and included in our district.
(5000 A) (3-5) Increase the presence of Hispanic/Latino employees in the district. Increase the number of bilingual staff members. Provide one Bilingual support person in each school office.	Our district continues our Future Teachers Mentorship program with up to 20 new students each year. Cohort 20-21 will be registering for Teacher Academy with 9 candidates working towards teacher preparation requirements.
(4000 A) Ensure all students have the opportunity to be bilingual in Spanish by graduation from high school.	Districtwide we are looking for ways to increase our biliteracy rates. We offer Spanish starting in 9th grade for Native and Non-Native speakers. The Seal of Biliteracy test is offered to all high school students as an opportunity to demonstrate proficiency in multiple languages. The Seal of Biliteracy stamp is posted on student diplomas and yields both credits and evidence for future employment.