


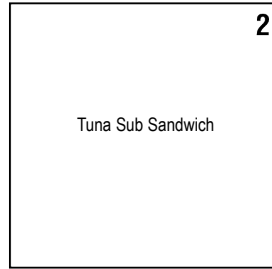
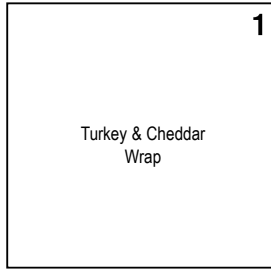


## MONDAY

## TUESDAY


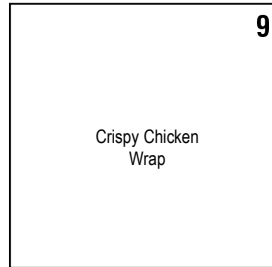
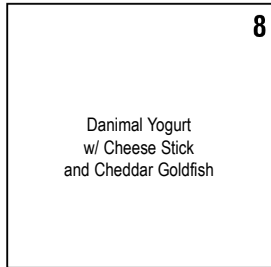
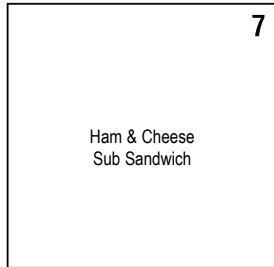

## WEDNESDAY

## THURSDAY


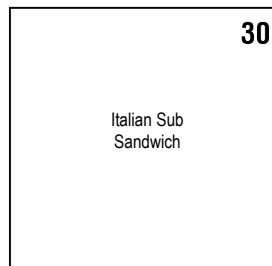
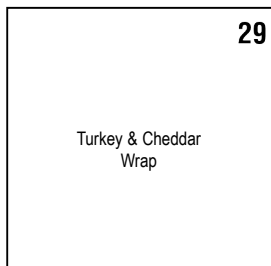
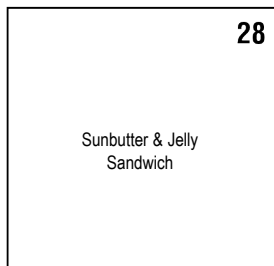

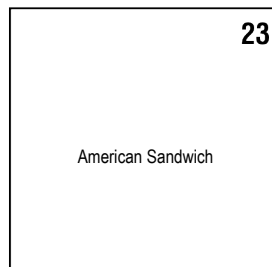

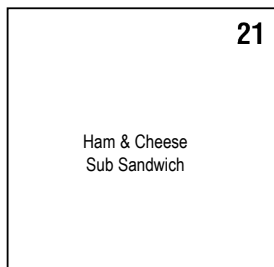


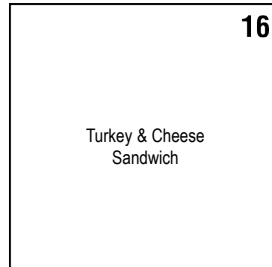
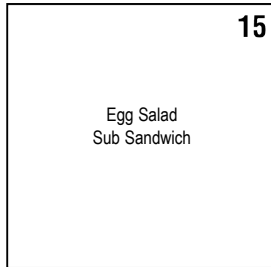


## FRIDAY



Each Supper includes entrée listed, fruit & vegetable options and 1% white of fat free chocolate milk.



Menu Subject to Change without Notice.



## Nutrition and Dental Health

Can an apple a day really keep the doctor away? Does sugar really cause cavities? These questions are frequently asked about teeth, so let's clarify some of the tales, truths and potential misunderstandings about dental health and nutrition. First, if your nutritional intake is poor, often your teeth will be the first to show signs that your body is lacking key nutrients. According to MyPlate, a website from the Center for Nutrition Policy and Promotion, an agency of U.S. Department of Agriculture, a balanced and healthy diet should include:

- **Fruits and vegetables:** Combined, these should cover half your plate at meals.
- **Grains:** At least half of the grains you eat should be whole grains, such as oatmeal, whole wheat bread and brown rice.
- **Dairy:** Choose low-fat or fat-free dairy foods most often.

- **Protein:** Make lean protein choices, such as lean beef, skinless poultry and fish. Vary your protein choices to also include eggs, beans, peas and legumes. Eat at least eight ounces of seafood a week.

As part of a healthy diet, it's important to note that the foods you eat and the beverages you drink can have a direct influence on the incidence and progression of tooth decay. Not only will "sugar" potentially harm teeth, but almost any type of carbohydrate can be troublesome. Bacteria in our mouth uses carbohydrates for food, so when you cut back on sugar in your diet, you automatically reduce your cavity risk. It is also very important to brush your teeth after eating any kind of food. At a minimum, you should brush your teeth morning and night and be sure to see a dentist every six months.



Sodexo is committed to promoting healthier food choices and encourages students and families to use the USDA MyPlate to build healthy and balanced meals.

liftoffsplyground.com

## Healthier Versions of Traditional Cinco de Mayo Foods

Cinco de Mayo, or the fifth of May, marks the celebration of the Mexican victory over French forces at the Battle of Puebla on May 5, 1862. This day is frequently celebrated with many delicious traditional foods like tacos, enchiladas, tamales, fajitas and guacamole. These traditional favorites are filled with flavor but sometimes also contain significant amounts of calories or fat. Fortunately, healthier versions of Cinco de Mayo recipes are easily achievable, and they taste great, too. At its core, Mexican cuisine is very healthy, so begin by sticking to the basic ingredients and try to avoid thick, layered dips and extra cheese. Here are a few additional tips for a healthier Cinco de Mayo:

1. If you are going to enjoy the calorie laden items, reduce your portion sizes.
2. Good news – you can load up on salsa because it counts as a vegetable. You can also make salsa with fruit.
3. While guacamole is considered to be high in fat, fortunately the type of fat in avocados is healthier than the saturated fats found in some meats and cheese.
4. Consider making your own corn tortilla chips to enjoy with guacamole and salsa.
5. Lighten up tacos and other dishes that require beef by choosing the leanest beef, substituting with 100% turkey or chicken breast meat and/or reducing the volume of meat and adding in some beans instead.
6. Consider reducing the volume of cheese in recipes and/or using a lower-fat version.

A few simple steps can go a long way in enhancing the healthfulness of your celebration. Enjoy!

*Our foodservice facility prepares and serves some products which may contain ingredients identified as food allergens. For more information on food allergies, go to <http://www.foodallergy.org/>.*

## Fresh Pick Recipe

### PEAS AND ORANGE SAUTÉ

- 2 tablespoons olive oil
- 1/4 cup sweet onion, small dice
- 5 cups peas, frozen
- 1/3 cup orange juice
- zest of 1 orange
- salt and pepper to taste

1. In medium sauté pan, add the oil and sauté the onions for 2 minutes.
2. Add the peas and orange juice and sauté for 3 to 5 minutes or until peas are tender.
3. Add salt and pepper to taste and then add the orange zest.

freshpick  
for better health.  
by sodexo



10% post-consumer



Nutrition Information is available upon request.

